



ASX RESOURCE SECTOR 2023

The Journey So Far & the Opportunities For the Rest of the Year

Wake up To AUSTEX & Stay Ahead of the Game.

By ROB MURDOCH

FAusIMM CP (Geology & Management) FAIG

Principal Consultant.

IMPORTANT DISCLAIMER

IT IS IMPORTANT TO NOTE THAT AUSTEX WILL NOT BE RESPONSIBLE FOR ANY LOSS INCURRED FROM ANY INVESTMENT MADE BY ANY READER OF AUSTEX LITE INTO ANY COMPANY WHATSOEVER. AUSTEX RESOURCE OPPORTUNITIES Pty Ltd (AUSTEX) principal consultant is Rob Murdoch FAIG F AusIMM CP (Geology & Management). Rob has 52 years of experience as a geologist and company executive involved in the management of Junior Resource Companies listed on ASX TSXV & AIM. Any opinion expressed herein based on Rob's experience & is an opinion.

AUSTEX IS NOT A FINANCIAL ADVISOR Hence, we do not and cannot recommend any company mentioned & readers must seek their own independent financial advice and undertake their own due diligence prior to making any investment into any Company mentioned herein.



RESOURCES OPPORTUNITIES REPORT

AUTHORED BY: ROB MURDOCH

FAusIMM (CP - Geology & Management) FAIG

rob@austexresources.com | austexresources.com

- **DAILY REPORT** - Reviewing every ASX Project announcement & produces short summary Key Facts & achievements, with a Link to the full announcement.
- **COMMENTS** – The only fully Independently available frm a 50+ year veteran, backed by AUSTEX unique Resear

Wake up To AUSTEX & Stay Ahead of the Game

EMAIL rob@austexresources.com for a trial subscription



ASX RESOURCES OPPORTUNITIES REPORT

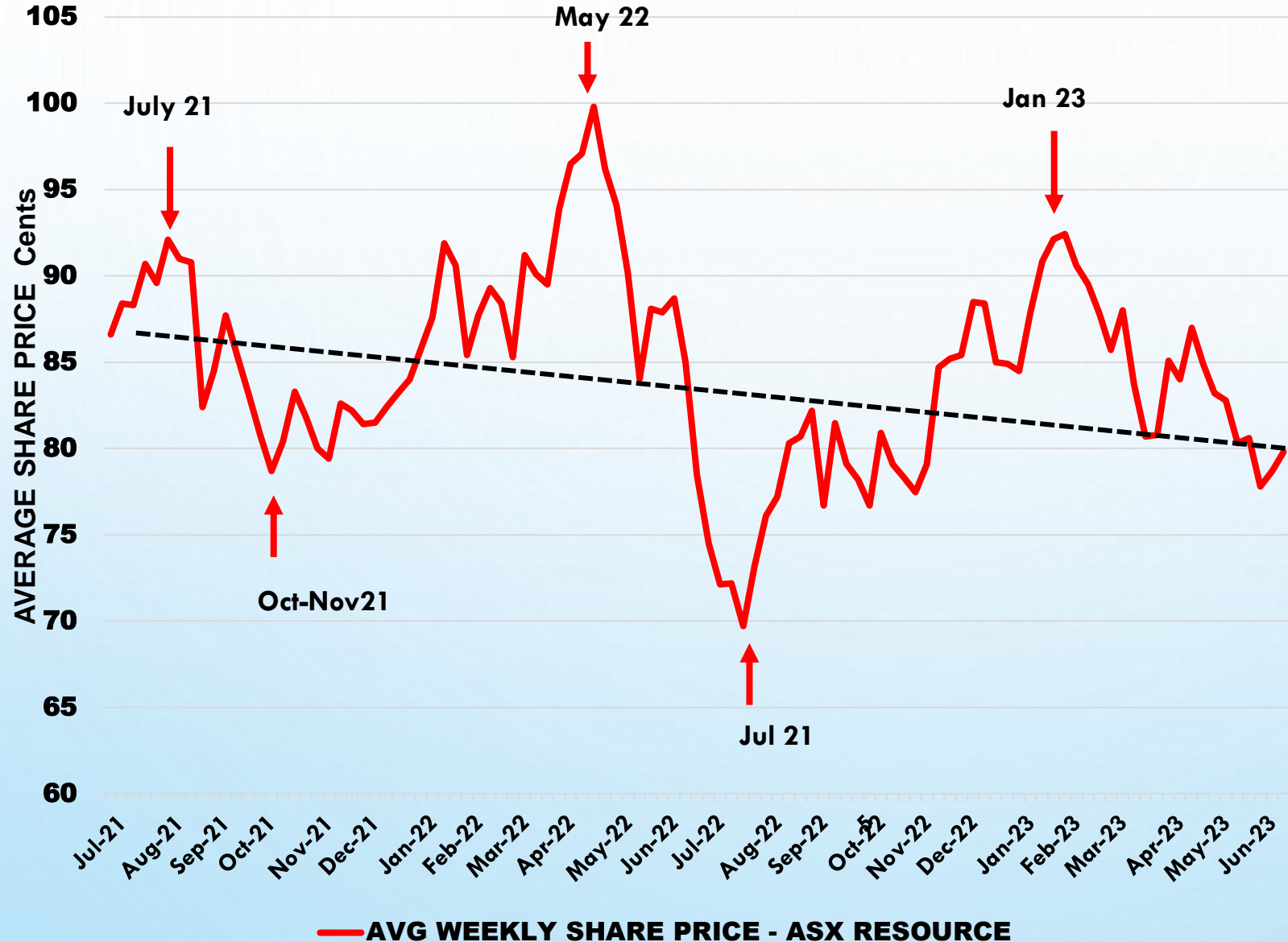
AUTHORED BY: ROB MURDOCH

FAusIMM (CP - Geology & Management) FAIG

rob@austexresources.com | austexresources.com

- **WEEKLY REVIEW** – Of changes in Commodity & ASX Listed Companies Share Prices. .
- **COMMENTS** – Points out early mover Opportunities across the entire resource Sector.

AVERAGE SHARE PRICE – ALL ASX RESOURCE COMPANIES OVER THE LAST 2 YEARS.

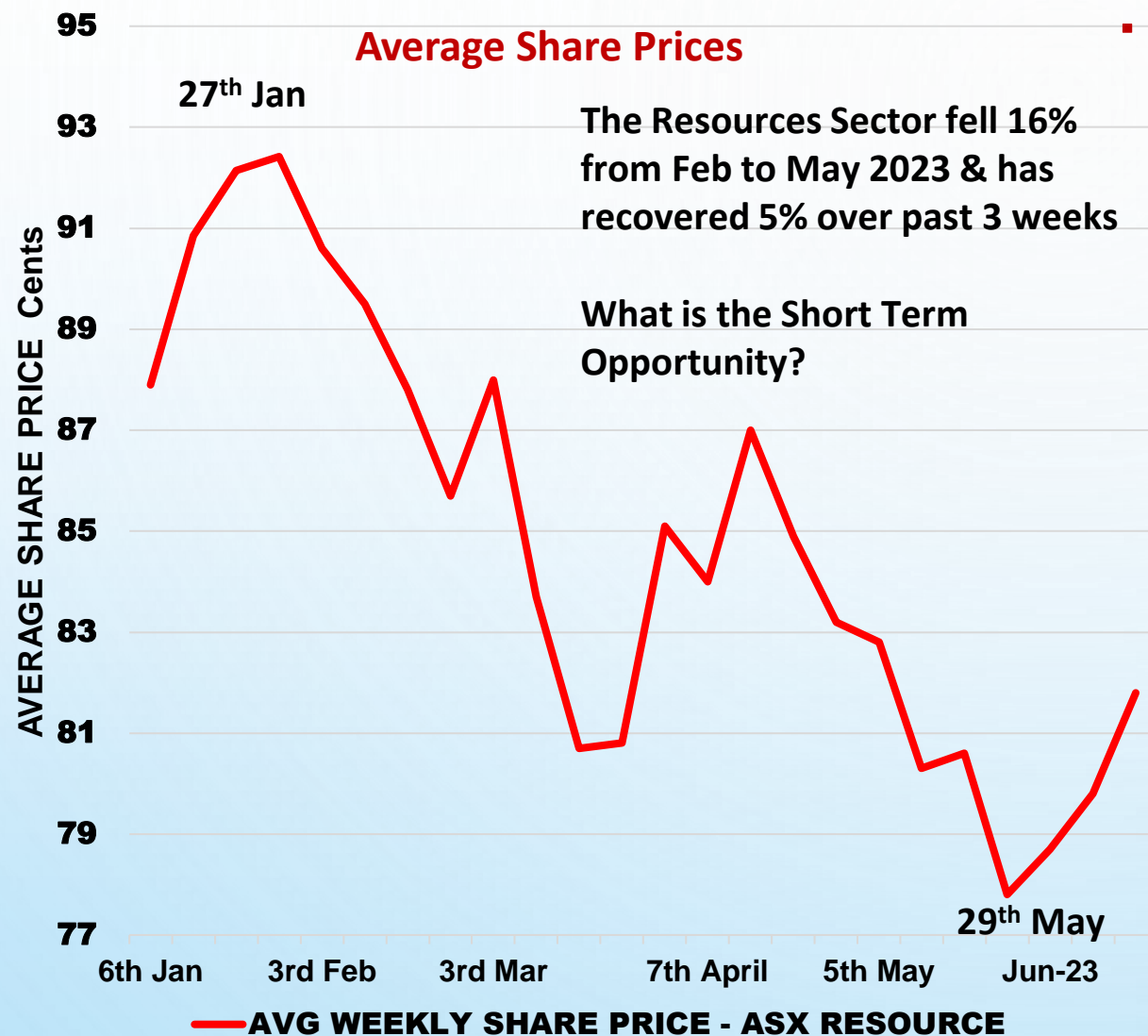


The Opportunity –TIMING

- Only 5% overall decline over the past 2 years .
- Peaks at 8-9 Months intervals with troughs between.
- What does it mean for the rest of 2023?

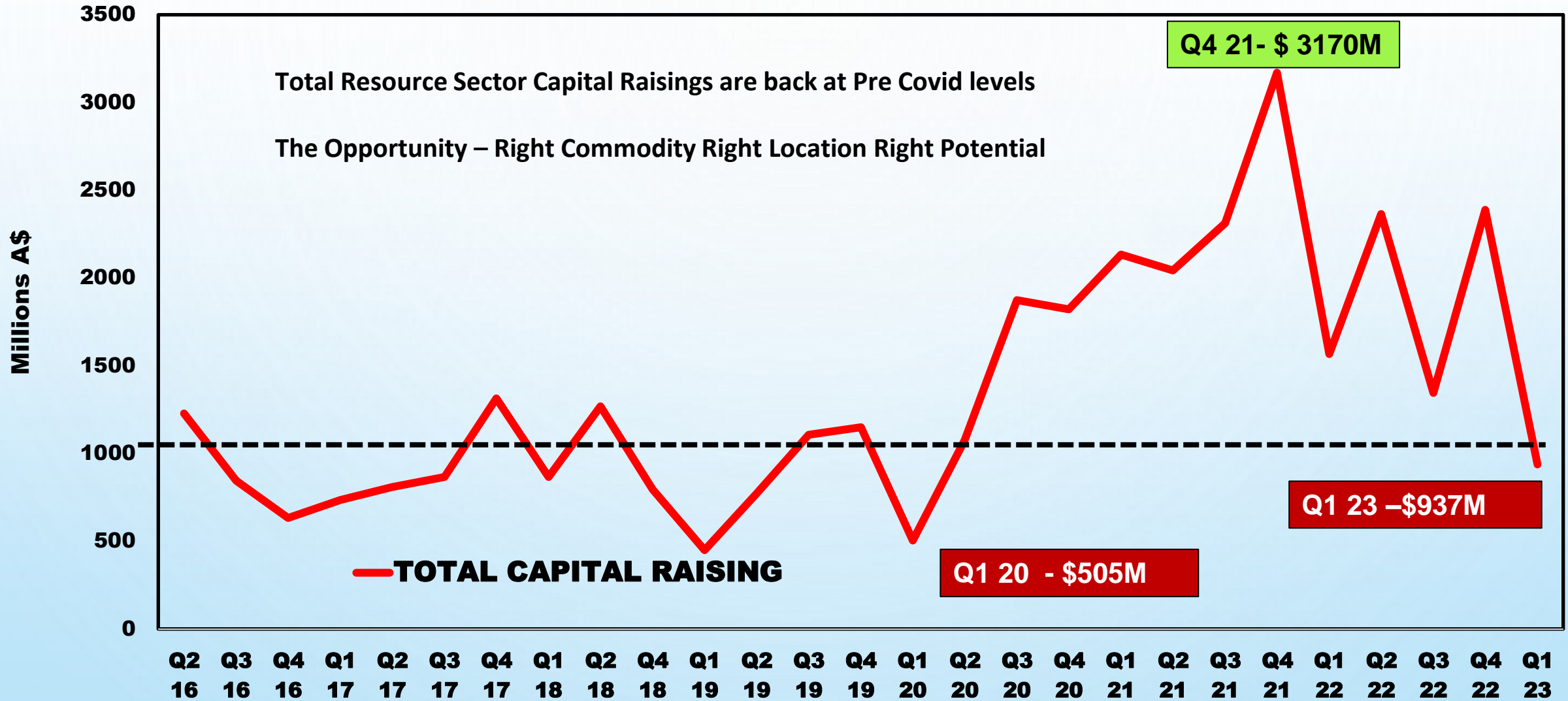
AVERAGE SHARE PRICE –2023 TO DATE & SLOW DOWN IN IPO'S

ALL ASX RESOURCE COMPANIES



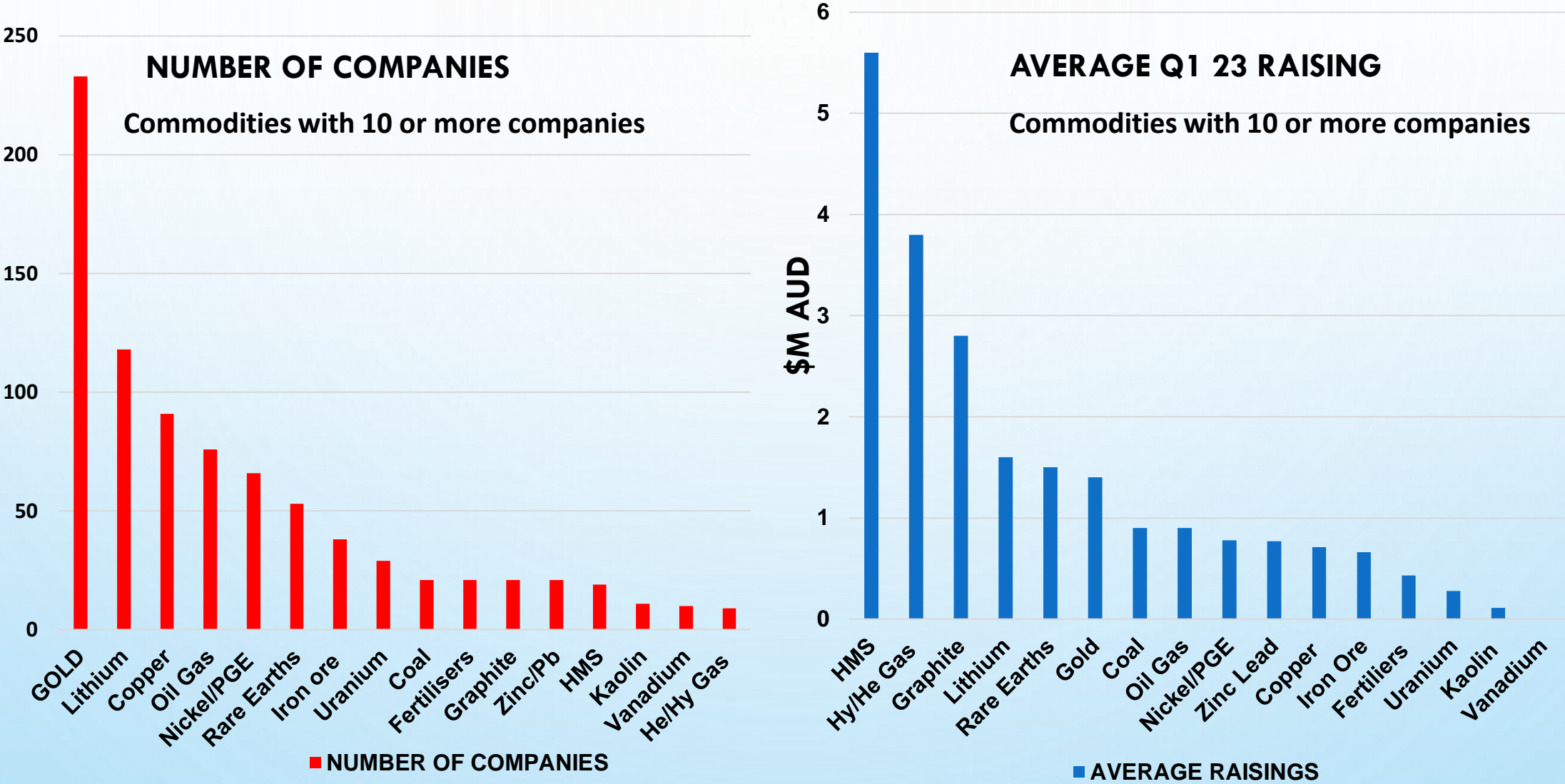
ASX -APPENDIX 5B - TOTAL CAPITAL RAISING – LAST 7 YEARS

Includes about 88% of the Total ASX Resources Sector



QUARTERLY CASH FLOW SPREADSHEETS – ARE AVAILABLE FROM AUSTEX

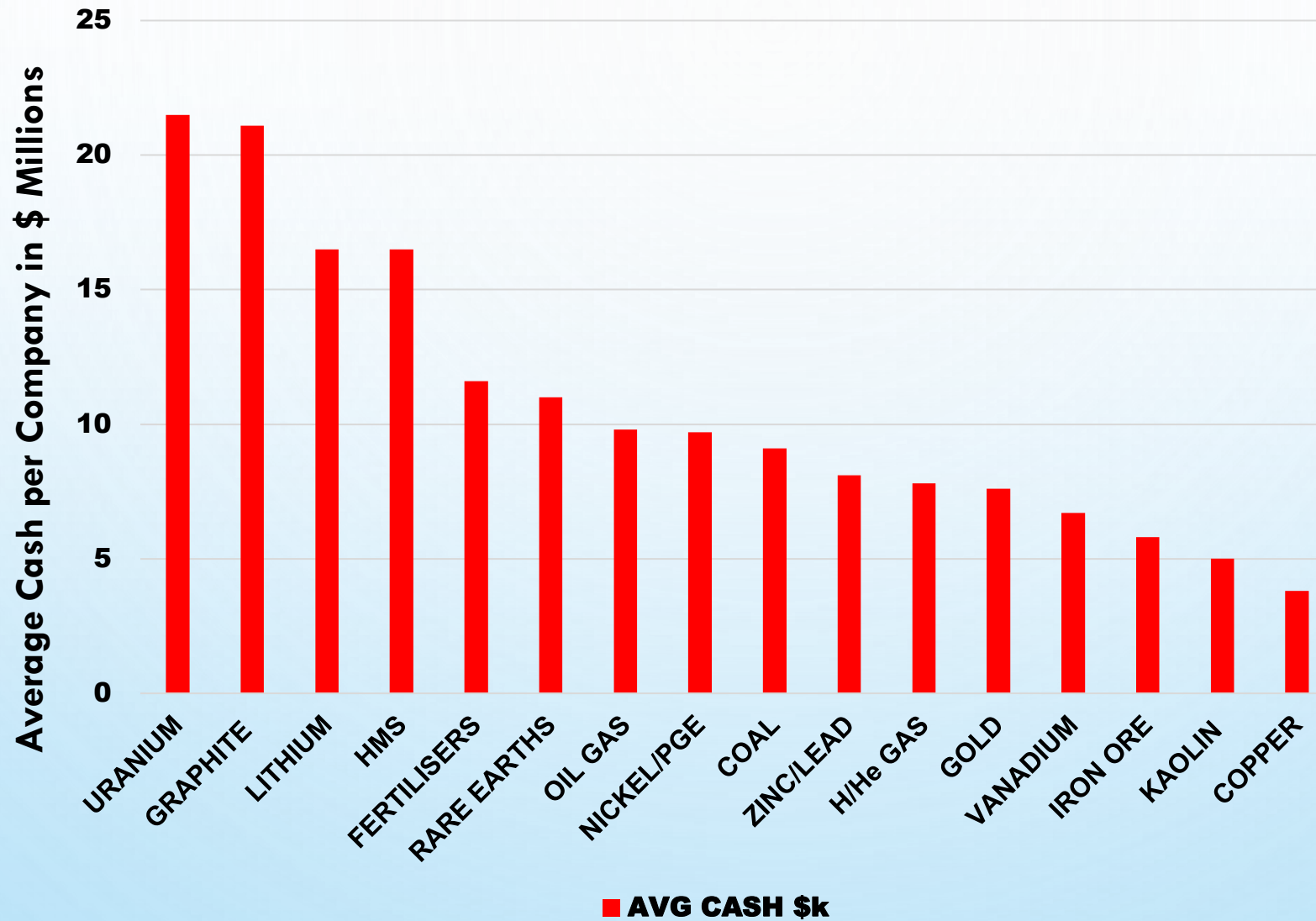
Number of Companies & Average Capital Raise



THE NEW AGE TECHNOLOGY MINERALS ARE RAISING THE MOST FUNDS-

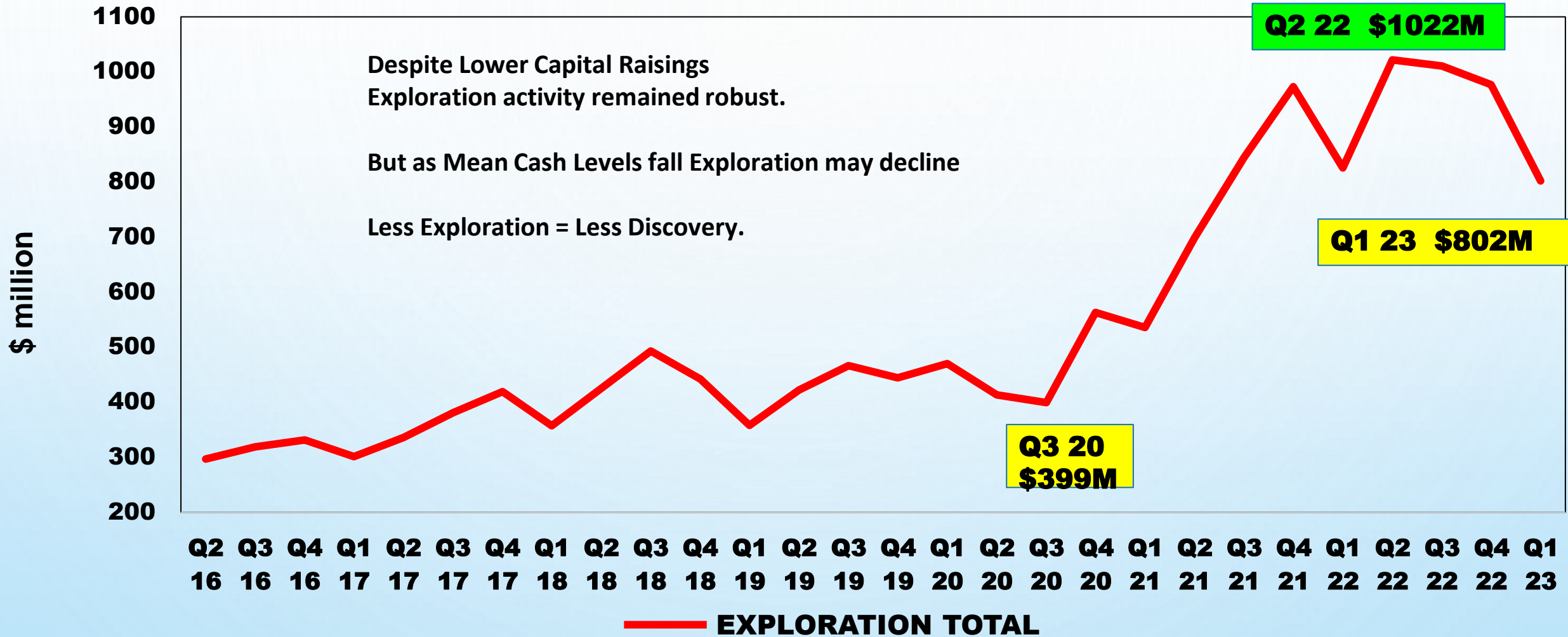
AVERAGE CASH PER APPENDIX 5B COMPANIES BY COMMODITIES

Commodities with 10 or More Focus Companies



ASX APPENDIX 5B TOTAL EXPLORATION EXPENDITURE –LAST 7 YEARS

Typically Includes about 88% of the Total ASX Resources Sector



QUARTERLY CASH FLOW SPREADSHEETS – ARE AVAILABLE FROM AUSTEX

COMMODITY PRICES & SHARE PRICES – LAST 3 MONTHS & LAST WEEK

16th JUNE 2023

SHARE PRICES



COMMODITY PRICES

Commodity	3-Month Change %	1 Week Change %
NAT GAS	-8.2%	10.3%
URANIUM	14.5%	5.8%
NICKEL	-11.5%	5.5%
LITHIUM CARBONATE	-15.9%	5.0%
LEAD	0.0%	4.3%
IRON ORE (62% FINES)	-13.2%	4.0%
TIN	5.7%	4.0%
ZINC	-20.7%	2.8%
NEODYMIUM	-25.1%	2.5%
COPPER	-6.6%	1.3%
OIL (BRENT)	-10.5%	0.3%
MANGANESE ORE (37%)	-15.9%	0.0%
GOLD (USD)	6.7%	0.0%
THERMAL COAL	-29.6%	-0.2%
SILVER	14.4%	-1.1%
PLATINUM	2.7%	-2.4%
GOLD (AUD)	4.7%	-2.7%

Commodity	3 Month Change %	1 Week Change %
BAUXITE	33.5%	8.1%
IRON ORE	-5.6%	7.7%
LITHIUM	9.4%	5.4%
URANIUM	6.4%	4.7%
SILICA	-1.0%	3.9%
NICKEL PGM	9.1%	3.4%
COBALT	-20.8%	3.2%
COPPER	9.5%	3.1%
HMS	-3.2%	2.6%
DIAMONDS	-10.7%	2.4%
GOLD SILVER	2.6%	1.2%
TUNGSTEN	-10.1%	-0.6%
VANADIUM	0.7%	-1.0%
ZINC LEAD	-10.2%	-1.6%
OIL & GAS	-9.3%	-1.6%
MANGANESE	-18.1%	-1.6%
COAL	-10.5%	-1.7%
TIN	-11.7%	-1.8%
FERTILISERS	-3.8%	-1.9%
RARE EARTH	19.0%	-2.8%
GRAPHITE	-2.5%	-3.2%
HYDROGEN HELIUM	1.5%	-4.3%
KAOLIN	0.5%	-6.1%

Tables To Help Pick Early Commodity
Price Trends And Under Valued Sectors

THE ASX RESOURCES MARKET BY MARKET CAP QUARTILE RANGES

Figures based on share Prices 16th June 23



QUARTILE	MARKET CAP RANGE \$A	LAST 36 MONTHS	LAST 24 MONTHS	LAST 12 MONTHS	LAST 3 MONTHS	LAST MONTH	LAST WEEK
FIRST	+75M	+285%	+51.0%	+39.2%	+11.2%	+0.5%	+1.6%
SECOND	+21M-75M	+58.5%	-18.5%	-4.0%	+6.2%	-0.9%	+0.3%
THIRD	+8M-21M	-1.2%	-45.8%	-20.9%	+2.9%	+2.1%	+3.3%
FOURTH	-8M	-36.3%	-63.5%	-38.2%	-9.6%	-2.3%	+1.0%
ALL COMPANIES		+98.5%	-13.4%	-5.2%	+2.7%	-0.1%	+1.6%

The First Quartile offers steady gains are a lowest risk.
Fourth Quartile can offer high gains but the higher risk.

2023 AUSTEX LITE TOP STOCK



Be Aware of Over Promoted Stories Unless the Projects have Substance

Top Stock Date	COMMODITY	% Price Change from Top Stock Date to 9 th June 23	Current Market Cap Quartile
6-Jan	LITHIUM	-59%	3 rd
13-Jan	COAL	-44%	2 nd
27-Jan	OIL GAS	-62%	4 th
3-Feb	SILVER LEAD	-33%	3 rd
10-Feb	IRON	-50%	2 nd
17-Feb	GOLD Cu	-45%	4 th
24-Feb	RARE EARTHS	10%	3 rd
3-Mar	GOLD	63%	1 st
10-Mar	GOLD	-21%	4 th
17-Mar	GOLD Cu	-27%	4 th
24-Mar	GOLD	41%	2 nd
31-Mar	LITHIUM	9%	1 st
7-Apr	NICKEL Cu PGE	83%	2 nd
14-Apr	RARE EARTHS	-45%	2 nd
21-Apr	ZINC Lead	-9%	2 nd
28-Apr	RARE EARTHS	-55%	3 rd
5-May	COPPER Zn	-38%	4 th

Most Top Stocks are from the 3rd & 4th Quartile by Market Cap and have fallen in price soon after their moment in the sun. Top Stocks from the 1st & 2nd Quartile are rarer but in most have continued to grow their share price since that date.

COMPANIES EXITING THE 4th QUARTILE DURING FEB – MAY 2023

The Fourth Quartile Success Stories Year to date



CODE	COMPANY	COMMODITY	MC(\$M) 31/5	% RISE SINCE 31/1	THE TURNING POINT
WMG	WESTERN MINES	NICKEL	37.21	466.8%	Apr - Large Disseminated Ni Intersections at Mulga Tank (eg 693m @ 0.28% Ni cumulative)
VSR	VOLTAIC STRATEG	RARE EARTHS	24.75	223.1%	May- Thick Clay Hosted REE at Paddy Well WA. (eg 78m @ 1000ppm TREO)
OM1	OMNIA METALS	LITHIUM	13.44	209.5%	May-Acquired a James Bay Lithium Project Canada Rock Chips Assays awaited.
WSR	WESTAR RESOUR	LITHIUM	10.81	177.0%	May - Maiden Drilling hit up to 44m Pegmatite. WA, Assays pending.
PRS	PROSPECH	RARE EARTHS	8.51	175.5%	April - Acquired REE Project Finland Historic drills 6.2m @ 1.75% TREO
RBX	RESOURCES BASE	LITHIUM	12.59	145.2%	May - Completed James Bay Lithium Acquisition
LDR	LODE RESOURCES	SILVER	13.94	125.2%	Feb- Drilled 116m @ 1000g/t Ag Eq Webbs Consol NSW
MTM	MTM CRITICAL	RARE EARTHS	10.60	124.0%	Apr - Option to acquire Pomme Carbonatite REE Quebec, outlined by past drilling
RR1	REACH RESOURCE	LITHIUM	16.53	116.4%	May - Rock Chip samples Yinnetharra WA up to 2.3% Li ₂ O
KNG	KINGSLAND MINE	GRAPHITE	10.06	109.5%	May - Maiden drilling underway Leliyn Graphite Project NT
MEG	MEDADO MINERA	LITHIUM	11.96	97.7%	Apr-May- Has completed the Acquisition of Lithium project James Bay Quebec
AHK	ARK MINES LIM	RARE EARTHS	10.38	46.3%	Apr - Drilling River Sands. Panning returned HMS with Monazite Containing REE in FNQ

Picking these Companies difficult without some inside guidance.

COMPANIES STUCK IN THE 4th QUARTILE ALL OF 2023

Suffered further decline in their share price >40% 2023 YTD



COMPANY	LOCATION	CLASSIFICATION	Share Price Change since end Jan 23	CASH 31st March 2023 (\$M)
A	WEST AUST	GOLD	-88.9%	0.20
B	NORTH TERR	GOLD	-75.0%	1.59
C	GABON	NICKEL COPPER	-65.8%	2.26
D	WEST AUST	GOLD	-63.1%	0.48
E	WEST AUST	GOLD	-61.9%	1.54
F	CHILE	COPPER Au	-58.6%	1.24
G	WEST AUST	OIL GAS	-58.1%	2.95
H	WEST AUST	GOLD	-55.6%	0.95
I	WEST AUST	NICKEL PGE	-53.3%	0.18
J	QLD NSW	GOLD COPPER	-50.0%	0.12
K	WEST AUST	GOLD	-48.9%	2.57
L	WEST AUST	ZINC LEAD	-48.6%	3.10
M	WEST AUST	COPPER	-44.5%	2.00
N	QUEENSLAND	COPPER	-43.9%	1.11
O	WEST AUST	GOLD	-43.8%	1.09
P	WEST AUST	GOLD	-43.8%	1.38
Q	WEST AUST	GOLD Ni Cu PGM	-43.8%	0.83
R	CHILE	COPPER	-41.9%	0.99
S	NTH TERR	ZINC Pb Cu	-41.2%	1.45
T	WEST AUST	GOLD	-40.8%	4.25
U	WEST AUST	GOLD	-40.0%	3.50
V	WEST AUST	GOLD	-40.0%	1.49
W	USA WA	LITHIUM Au	-40.0%	0.21
Y	WEST AUST	COPPER Au	-40.0%	0.69

Current Projects are

13 Gold

5 Copper

2 Nickel & 2 Zinc

1 Oil & Gas & 1 Lithium.

Those with >\$1M cash may
be useful shells for new Project.

FIRST QUARTILE - BEST & WORST PERFORMERS LAST 6 MONTHS



FROM THE AUSTEX LITE – Week ending 16th JUNE 2023 Edition

TOP 20 MARKET CAP > \$75M –

CODE	COMMODITY	% SHARE PRICE CHANGE 6 MONTHS
MEI	RARE EARTHS	545.2%
AZS	LITHIUM	468.2%
WA1	RARE EARTHS	390.3%
WC8	GOLD	361.5%
XAM	COPPER	185.7%
LIN	RARE EARTHS	155.2%
PMT	LITHIUM	130.0%
RXL	GOLD	121.2%
LLL	LITHIUM	120.0%
RSG	GOLD	107.5%
LTR	LITHIUM	105.9%
WGX	GOLD	96.5%
OBM	GOLD	92.9%
LRS	LITHIUM	90.5%
EMR	GOLD	83.0%
DLI	LITHIUM	71.3%
WR1	LITHIUM	70.5%
BKY	URANIUM	69.0%
IPX	HMS	64.5%
RMS	GOLD	58.5%

TOP 20 INCLUDES

7 Gold

7 Lithium

3 Rare Earths

1 Copper, Uranium, HMS

BOTTOM 20 INCLUDES

4 Coal

3 Rare Earths, Lithium

2 Copper, Cobalt, Oil/Gas

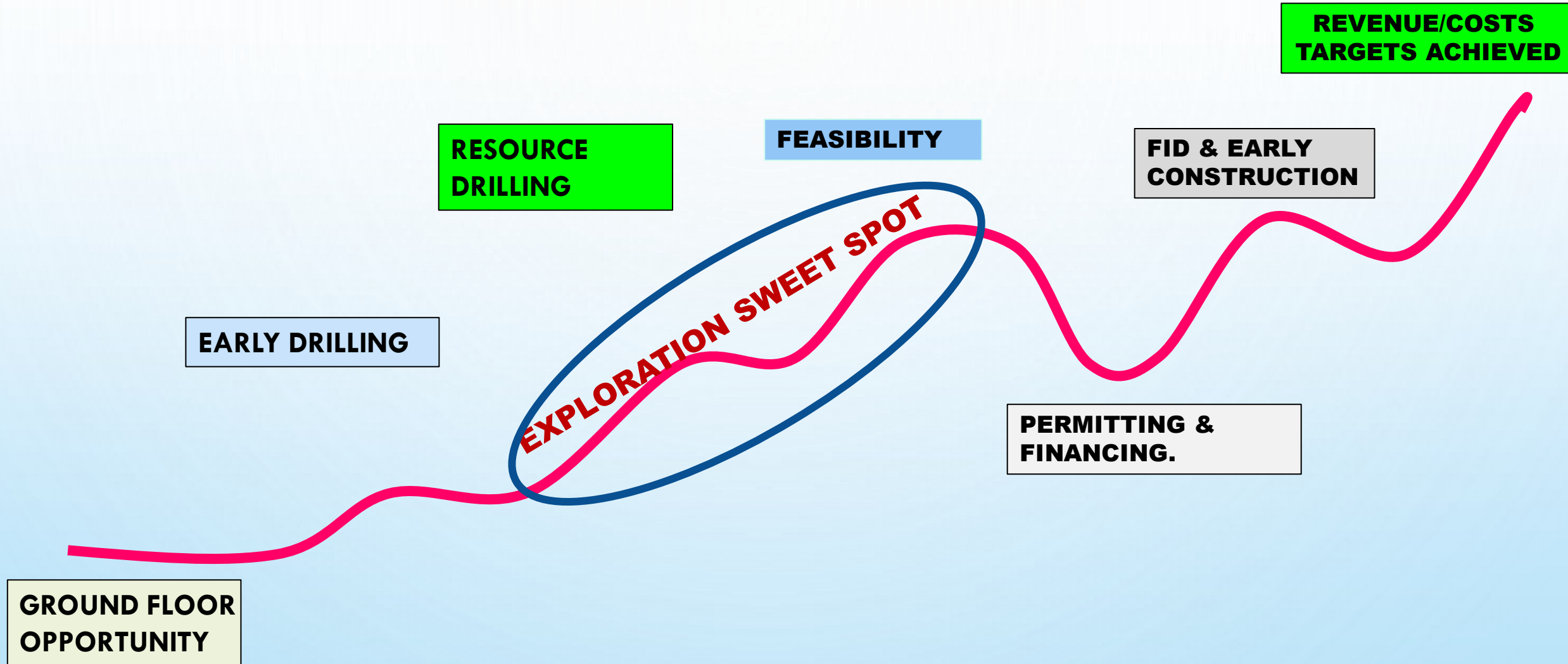
1 Uranium, Graphite Nickel, Manganese

BOTTOM 20 MARKET CAP > \$75M –

CODE	COMMODITY	% SHARE PRICE CHANGE LAST 6 MONTHS
ERA	URANIUM	-87.0%
29M	COPPER ZINC	-69.1%
TIG	COAL	-68.8%
JRV	COBALT Ni	-66.7%
IVZ	OIL GAS	-65.0%
HAS	RARE EARTH	-63.6%
SYR	GRAPHITE	-60.3%
MNS	LITHIUM	-57.0%
5EA	LITHIUM Boron	-53.3%
COB	COBALT	-52.2%
EXR	OIL GAS	-50.0%
TER	COAL	-48.3%
BCB	COAL	-46.7%
CKA	COAL	-45.2%
PAN	NICKEL	-44.0%
E25	MANGANESE	-43.9%
LKE	LITHIUM	-43.5%
IXR	RARE EARTHS	-43.2%
DRE	RARE EARTHS	-42.9%
CAE	COPPER Au	-42.3%

AUSTEX DOES NOT RECOMMEND ANY COMPANIES

THE TYPICAL SHARE PRICE CURVE AS A RESOURCE PROJECT PROGRESSES

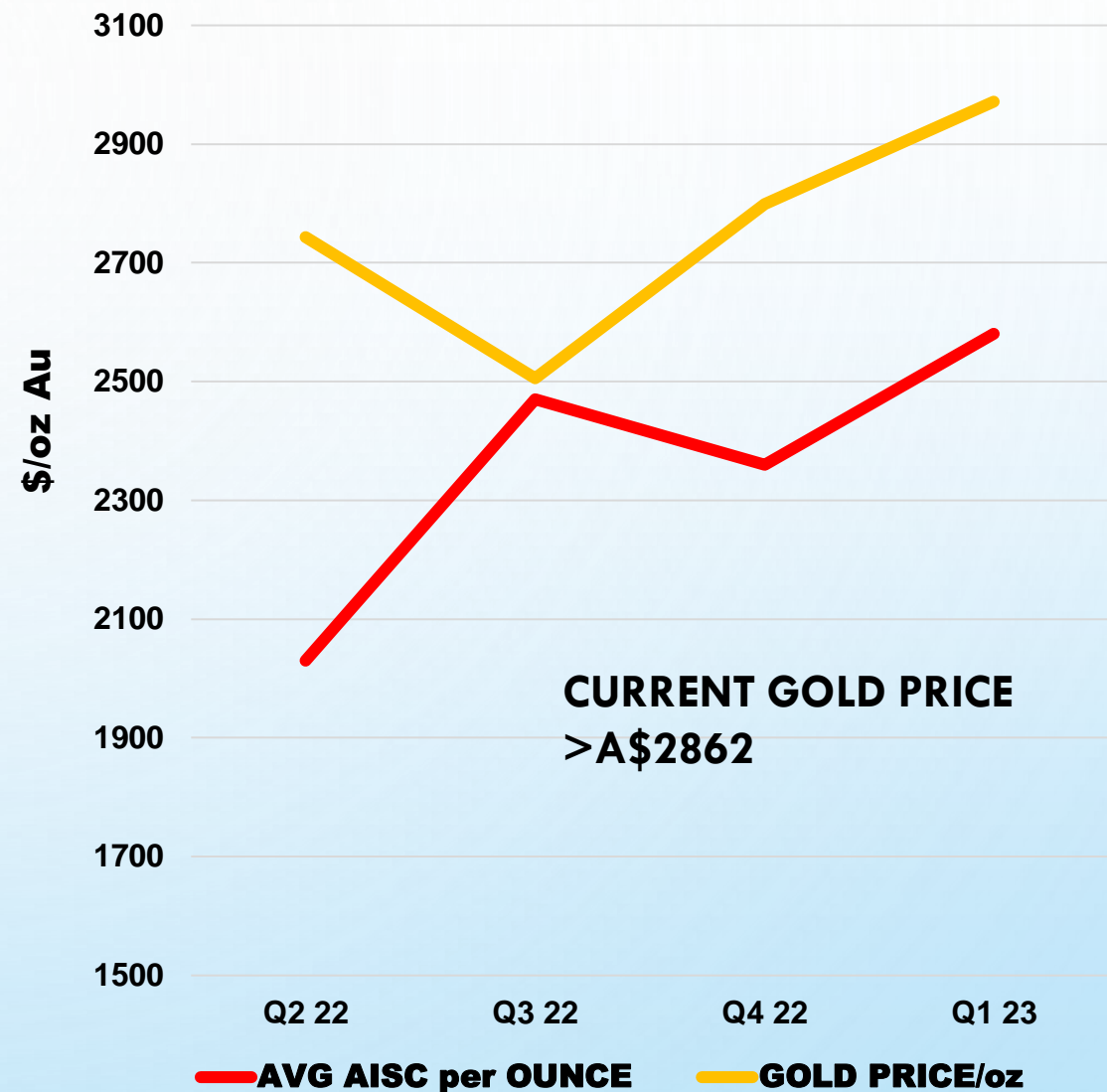


INFORMATION FROM – AUSTEXDATA

GOLD PRODUCERS Q1 23 PRODUCTION



CODE	Q1 23 Au Koz	Q1 23 AISC/oz	ASIC change of 1 year
EMR	28.8	1196	0%
CMM	30.8	1252	12%
EVN	163.9	1291	0%
PRU	130.5	1466	-6%
NCM	510	1528	9%
KSN	4.4	1543	-37%
GOR	41.3	1622	30%
WAF	56.3	1770	18%
ALK	16.6	1805	57%
NST	363	1813	10%
RRL	103.7	1827	20%
RMS	54.2	1873	20%
AMI	26.1	1884	-33%
BCN	8	1884	38%
SLR	63.2	2014	2%
RED	40.9	2055	
CAI	15.2	2093	
WGX	60.5	2094	14%
PNR	5.8	2147	-7%
RSG	92.3	2194	-9%
DCN	9.2	2452	61%
SBM	58.6	2553	27%
CYL	5.5	2763	32%
NML	4.1	3078	-8%
OBM	12.3	3257	25%
TIE	COMMISSIONED Q1 23		
TOTAL Gold & AVERAGE AISC	73.6	1978	12%



AUSTEX DOES NOT RECOMMEND ANY COMPANIES,

GOLD SILVER NON PRODUCERS

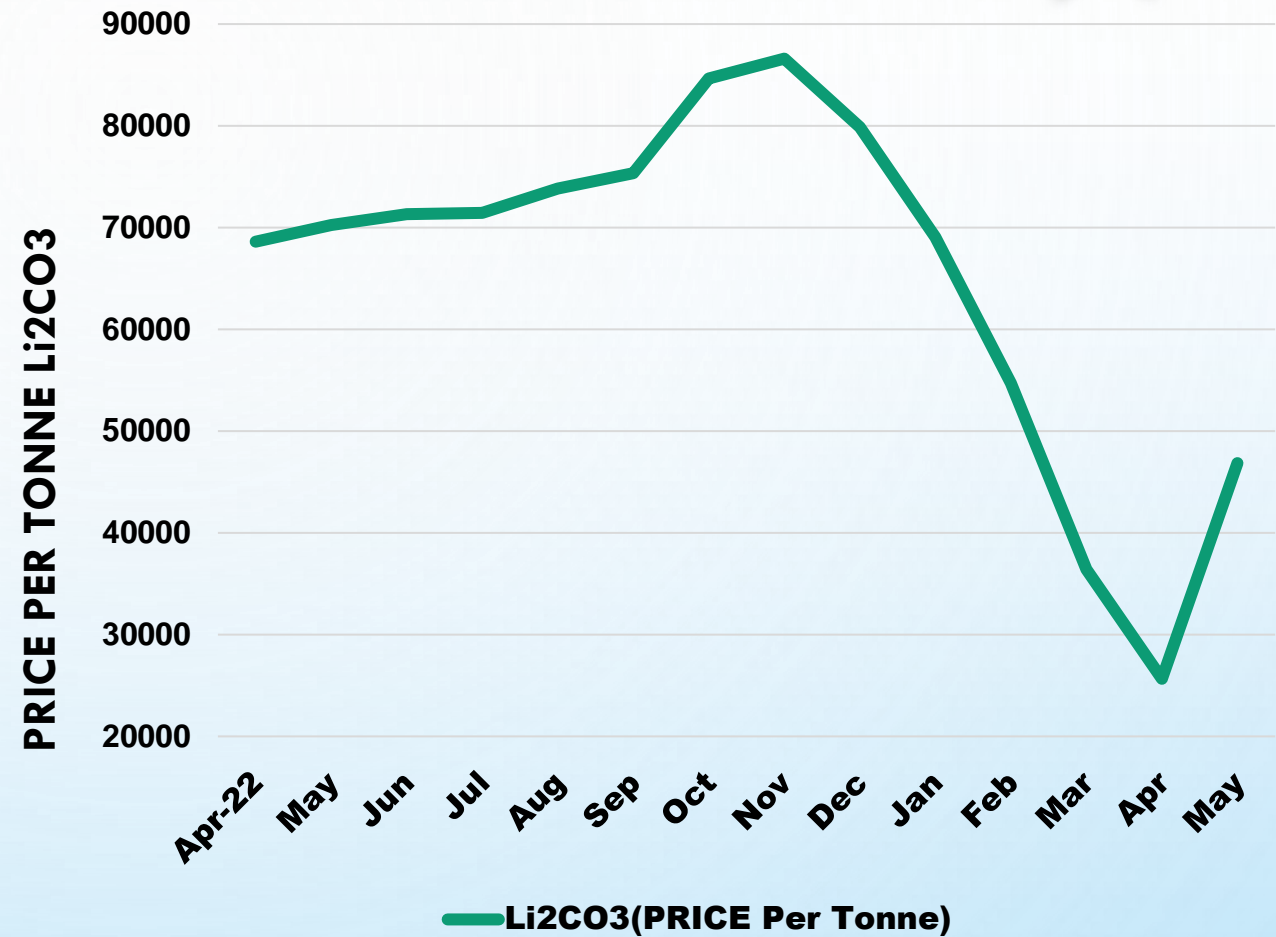
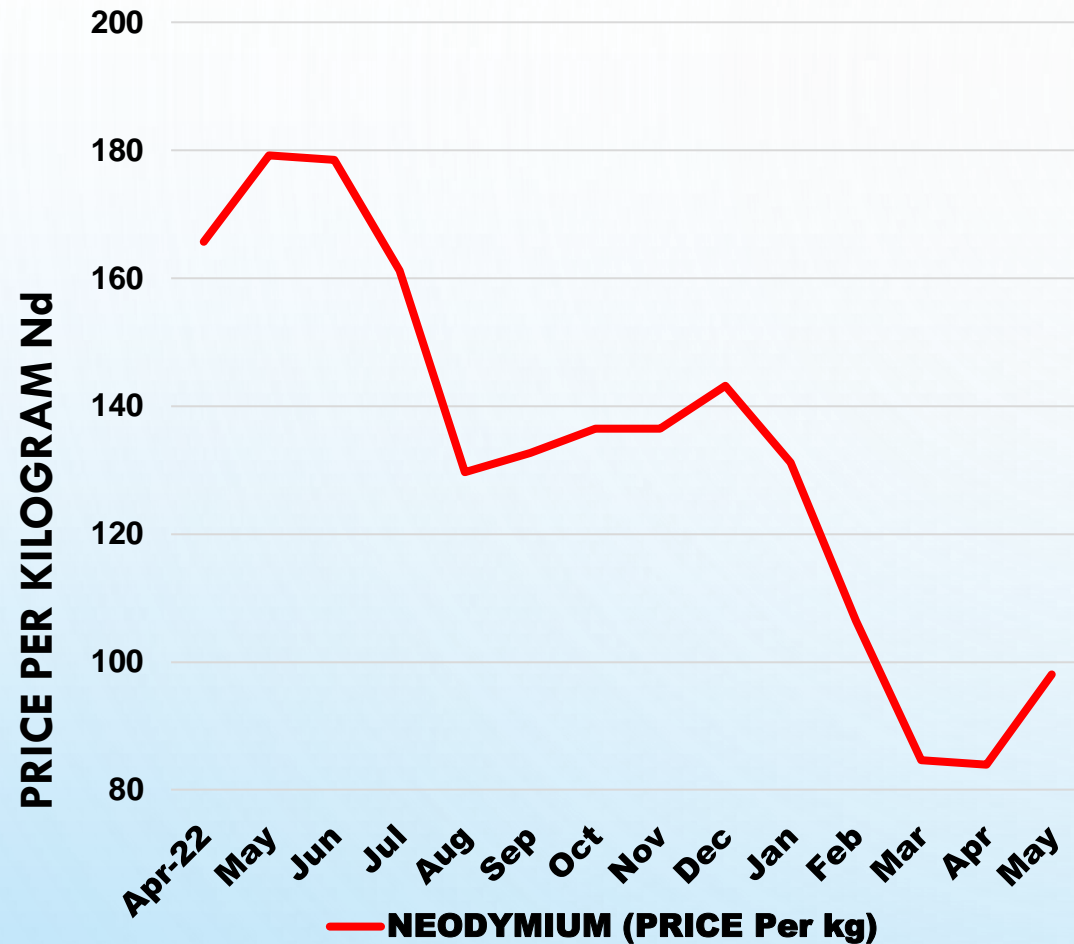
TOP 20 =MOST CASH in \$A Millions



CODE	COMPANY	LOCATION	Share price CHANGE 3 MTH to 5 th May 23	Q1 23 CHANGE BURN A\$M	CASH 31 st Mar 23 A\$M	STATUS and CONTAINED RESOURCE
DEG	DE GREY MINING	WEST AUST	14%	-16.10	145.61	DFS Contained Resource 11.7Moz Au
GMD	GENESIS MINERALS	WEST AUST	8%	-11.49	109.70	Acquiring Producing Assets aiming for 15Moz Au
BGL	BELLEVUE GOLD	WEST AUST	13%	-51.63	68.76	Under Construction – 3.1Moz Au
TAM	TANAMI GOLD	WEST AUST	-3%	-1.60	32.30	50% JV with ASX-NST on a Resource of 1.5 M oz Au.
NVA	NOVA MINERALS	USA CAN	-54%	-3.09	21.90	Exploration – Growing Resource of 9.6Moz Au.
FAL	FALCON METALS	VICTORIA WA	-2%	-2.39	20.59	Pre Resource Exploration Nth of Bendigo Vic
PDI	PREDICTIVE DISCOV	GUINEA	-3%	-13.68	19.43	Exploration – Growing Resource of 4.2 Moz Au.
ORR	ORECORP	TANZANIA	-15%	-3.53	17.67	Emerging Project. 2.83Moz Au. .
SXG	STH CROSS GOLD	VICTORIA	-21%	-0.23	17.64	Exploration – Central Victoria
BC8	BLACK CAT	WEST AUST	24%	11.56	16.68	Resources 2.34Moz – 3 locations WA
SVL	SILVER MINES	NSW	-5%	11.89	15.93	Resource 189moz Ag 190Koz Au
MGV	MUSGRAVE MINERAL	WEST AUST	52%	-2.79	11.82	Under Takeover Offer – 927Koz Au Resource
SLS	SOLSTICE MINERALS	WEST AUST	-15%	-1.16	10.91	Pre Resource Exploration Yarri Project NE of Kalgoorlie
AUT	AUTECO	CANADA	-43%	5.03	10.43	Resource 2.8Moz Au @ 7.2g/t Au.
LCL	LOS CERROS	COLOMBIA	-9%	0.31	8.66	Resource 1.6Moz Au
CEL	CHALLENGER EXP	ARG ECU	-33%	-7.14	8.34	Argentina Resource 2.3Moz Au Ecuador
BGD	BARTONS GOLD	SOUTH AUST	32%	-0.56	8.29	Resource 1.3Moz Au
RXL	ROX RESOURCES	WEST AUST	121%	-2.28	8.25	Exploration Youanmi WA
ADV	ARDIDEN	CANADA	-12%	-1.10	7.26	Exploration Pickle Lake Ontario Canada
MZZ	MATADOR MINING	CANADA - NFL	-52%	-1.02	7.23	Exploring New Found Land Canada

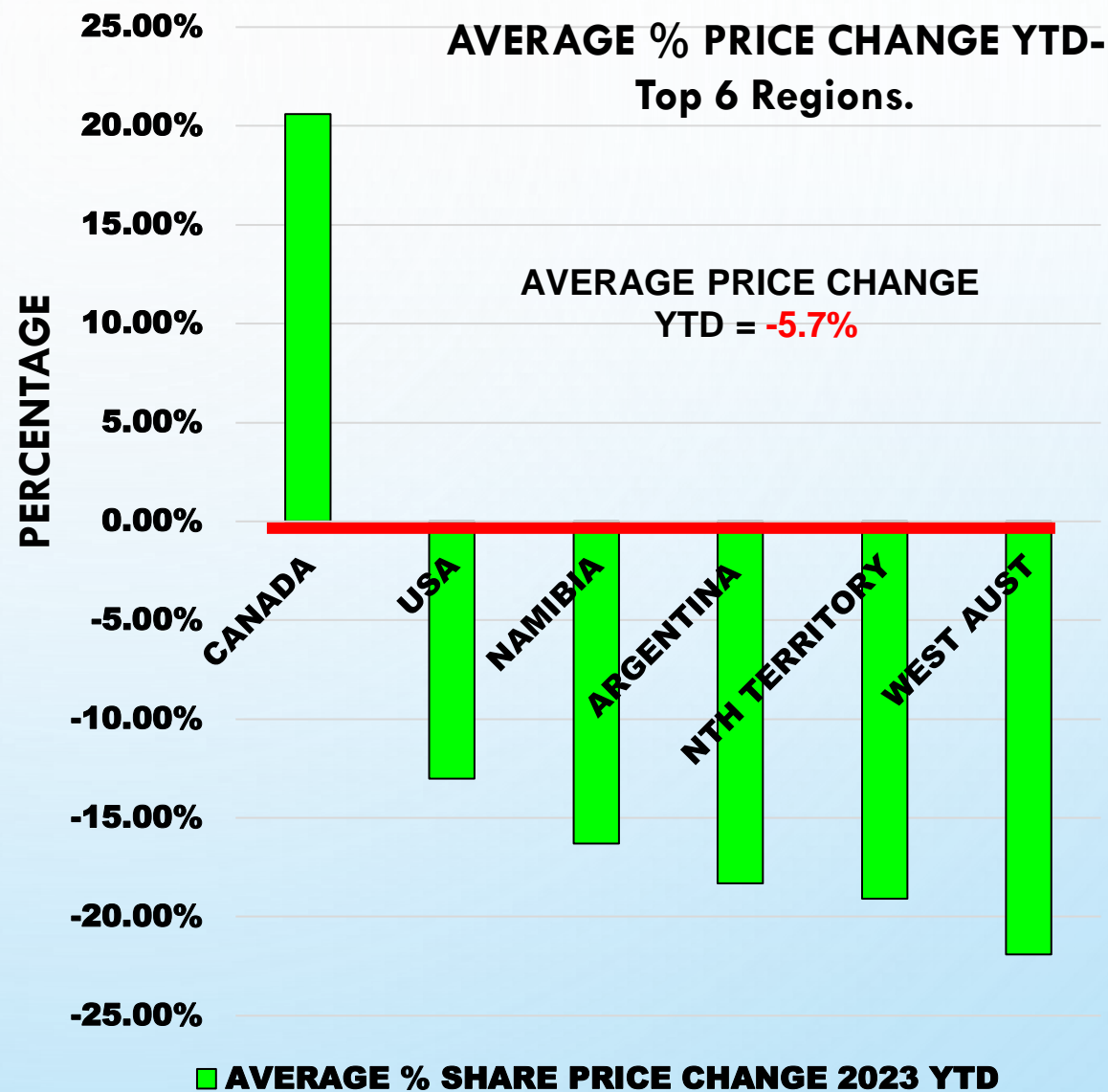
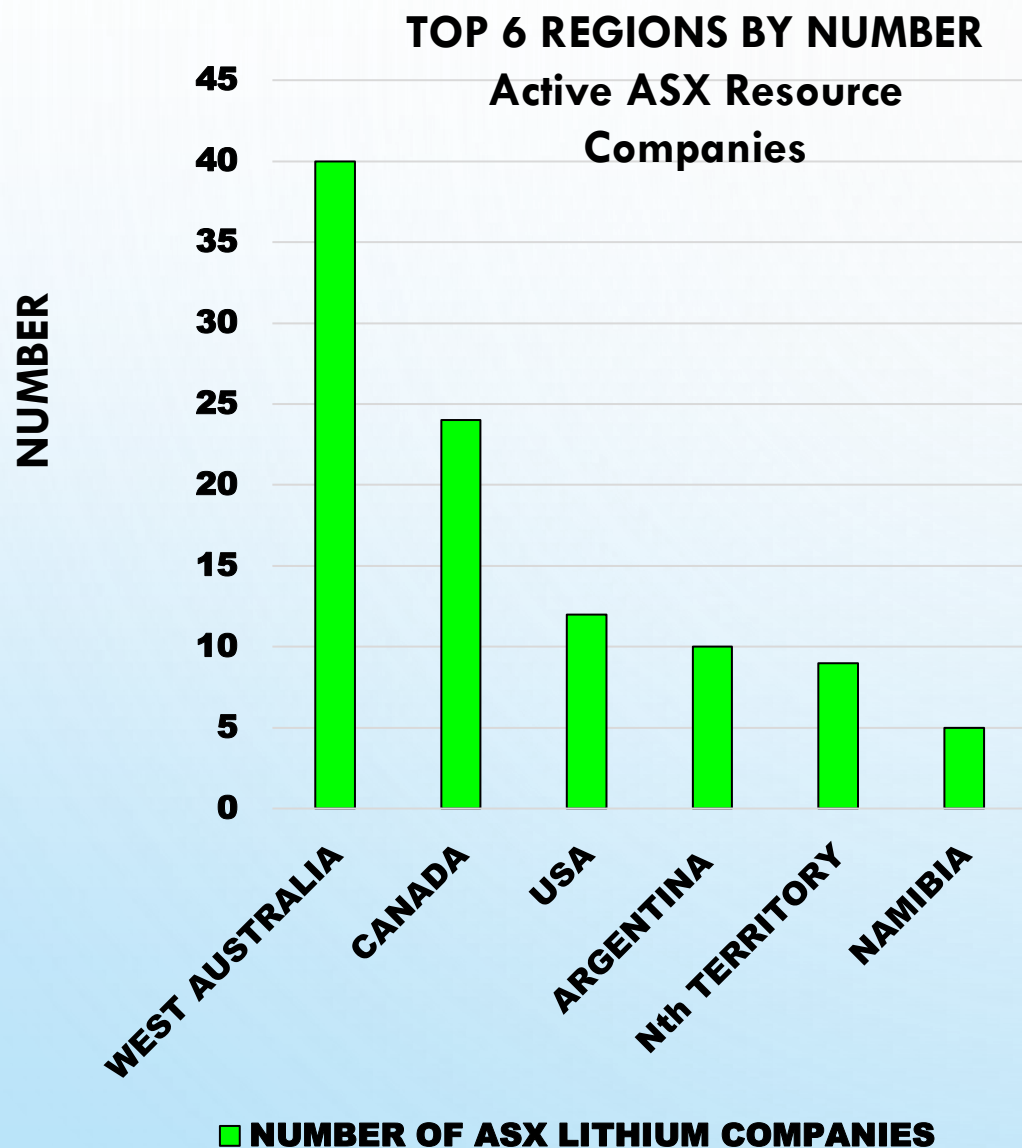
AUSTEX DOES NOT RECOMMEND ANY COMPANIES

NEODYMIUM & LITHIUM PRICE CHANGE

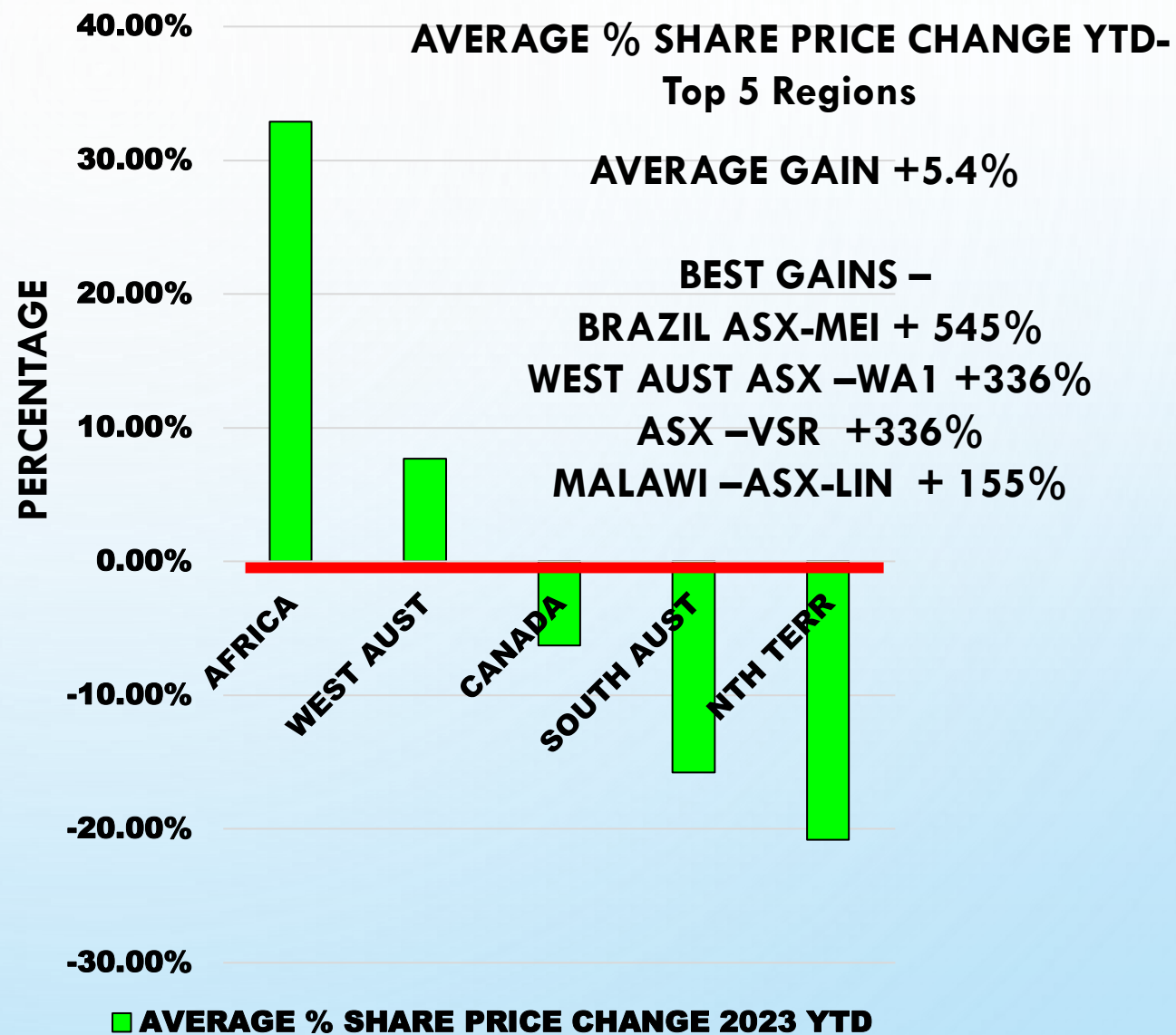
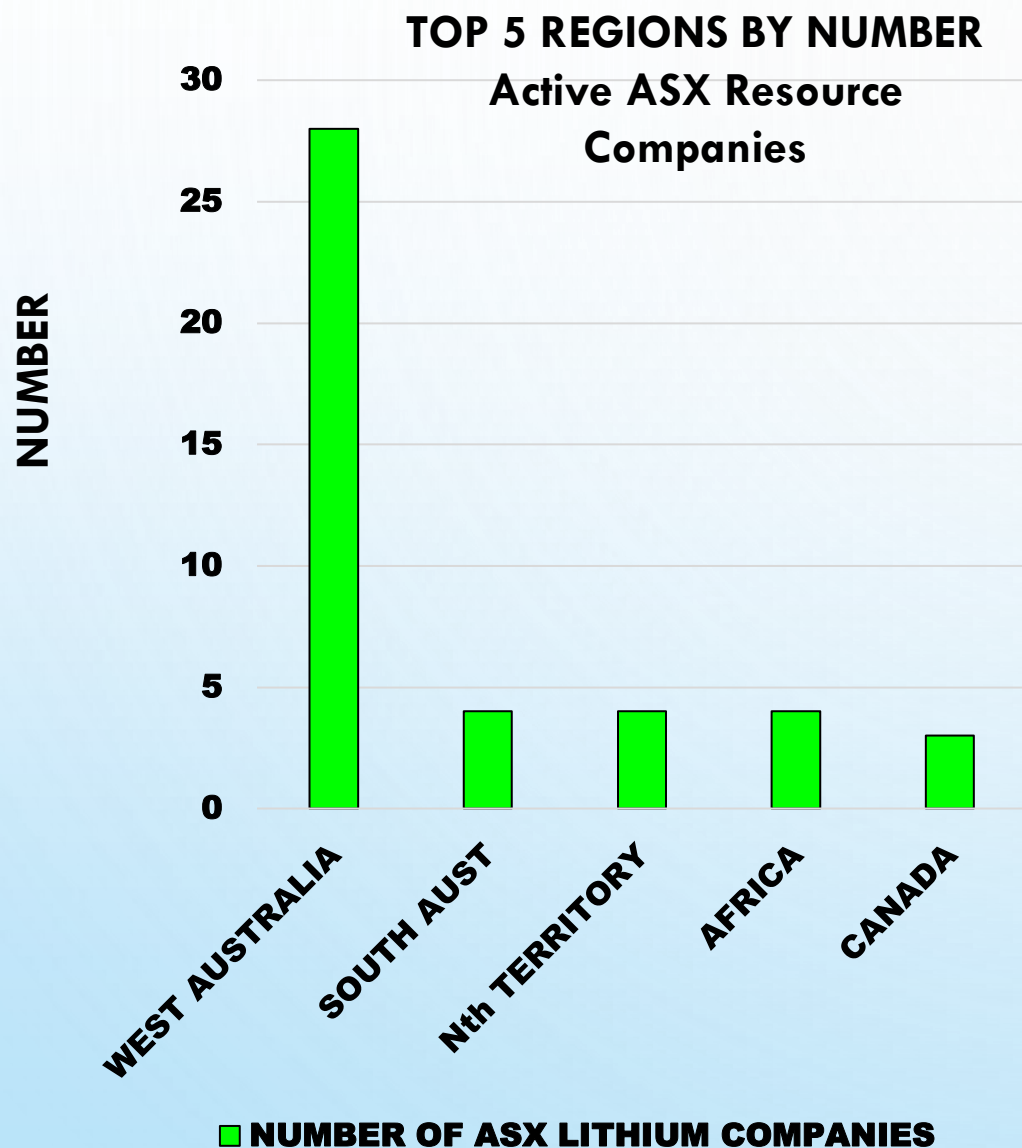


CASHED UP PRODUCERS are –
Whilst the price is down producers are still doing well
ASX-PLS ASX-AKE ASX-LYC ASX-IGO ASX-MIN

ASX LITHIUM COMPANIES – Currently 118 Companies



ASX RARE EARTHS COMPANIES Currently 53 Companies



LITHIUM & RARE EARTHS COMPANIES –



NEW PRODUCERS TO EXPLORERS WITH THE MOST CASH

CODE	COMPANY	LOCATION	Share price CHANGE 6 MTH to 16 th June 23	Q1 23 CHANGE BURN A\$M	CASH 31 st Mar 23 A\$M	STATUS and CONTAINED RESOURCE
LTR	LIONTOWN RESOURC	WEST AUST	106%	-78.88	305.09	Under Development – Spodumene Resource 156Mt @ 1.4% Li2O
ARU	ARAFURA RARE EAR	NTH TERRITORY	-36%	28.14	153.39	Organising Financing – 56Mt @ 2.6% TREO11% P2O5%
HAS	HASTINGS TECHNOLO	WEST AUST	-64%	-26.55	145.62	Advanced Planning Resource 30Mt @ 0.93% TREO
LKE	LAKE RESOURCES	ARGENTINA	-43%	-20.63	113.31	Demo Plant for Direct Leach from Brines –Resource 8.1Mt LCE
VUL	VULCAN ENERGY	GERMANY	-41%	-21.08	112.04	Planning development – Geothermal Brines Resource 26.4Mt LCE
SYA	SAYONA MINING	CANADA	-12%	0.67	98.18	Ramping Up Production Resources 1.54Mt Contained@ 1.2% Li2O
CXO	CORE EXPLORATION	NTH TERRITORY	-1%	-28.67	97.80	Ramping Up Production Resources 0.42Mt Contained @ 1.3% Li2O
LLL	LEO LITHIUM	MALI	120%	0.50	71.17	50% of Spodumene Resource of 1.96Mt Contaiend @ 1.38% Li2O
GL1	GLOBAL LITHIUM	WEST AUST	-22%	-5.76	70.60	Spodumene Resource 50.7Mt @ 1g/t in 2 separate projects
ASM	AUST STRATEGIC	NSW	-23%	-8.42	63.10	Dubbo REE & Zr Project. Plus Korean Metal Production
INR	IONEER	USA	-21%	-8.94	60.37	Resources 3.4Mt LCE Sediment Lithium Resource Nevada
DLI	DELTA LITHIUM	WEST AUST	71%	2.72	51.95	Spodumene Resource 12.7Mt @ 1.2% Li2O
WR1	WINSOME RESOURCE	CANADA	70%	40.04	51.01	Drilling pre resource Spodumene Canada
ASN	ANSON RESOURCES	USA	-15%	-2.37	42.64	Lithium brines Utah Resource 788Kt LCE contained
AGY	ARGOSY MINERALS	ARGENTINA	-26%	-5.86	30.74	Commissioning 2Ktpa Li2CO3 plant Argentina
PSC	PROSPECT RESOURCE	ZIMBABWE	-17%	-1.69	28.45	Drilling lithium Zimbabwe
GLN	GALEN LITHIUM	ARGENTINA	-11%	-11.60	26.25	Lithium Brine Resource 6.6mTCE Contained.
EUR	EUROPEAN LITHIUM	AUSTRIA	39%	-3.47	24.29	Spodumene Resource 12.9Mt @ 1% Li2O
AZS	AZURE MINERALS	WEST AUST	468.2%	17.82	23.25	Exploring Andover Wa Drilled 105m @ 1.26% Li2O.
LRS	LATIN RESOURCES	BRAZIL	90%	-5.25	21.03	Spodumene Resource 13.3Mt @ 1.2% Li2O
GT1	GREEN TECHNOLOGY	CANADA	-6%	-9.27	20.55	Spodumene Resource 22.5Mt @ 1.1% Li2O

URANIUM NICKEL PGE COPPER IRON ORE

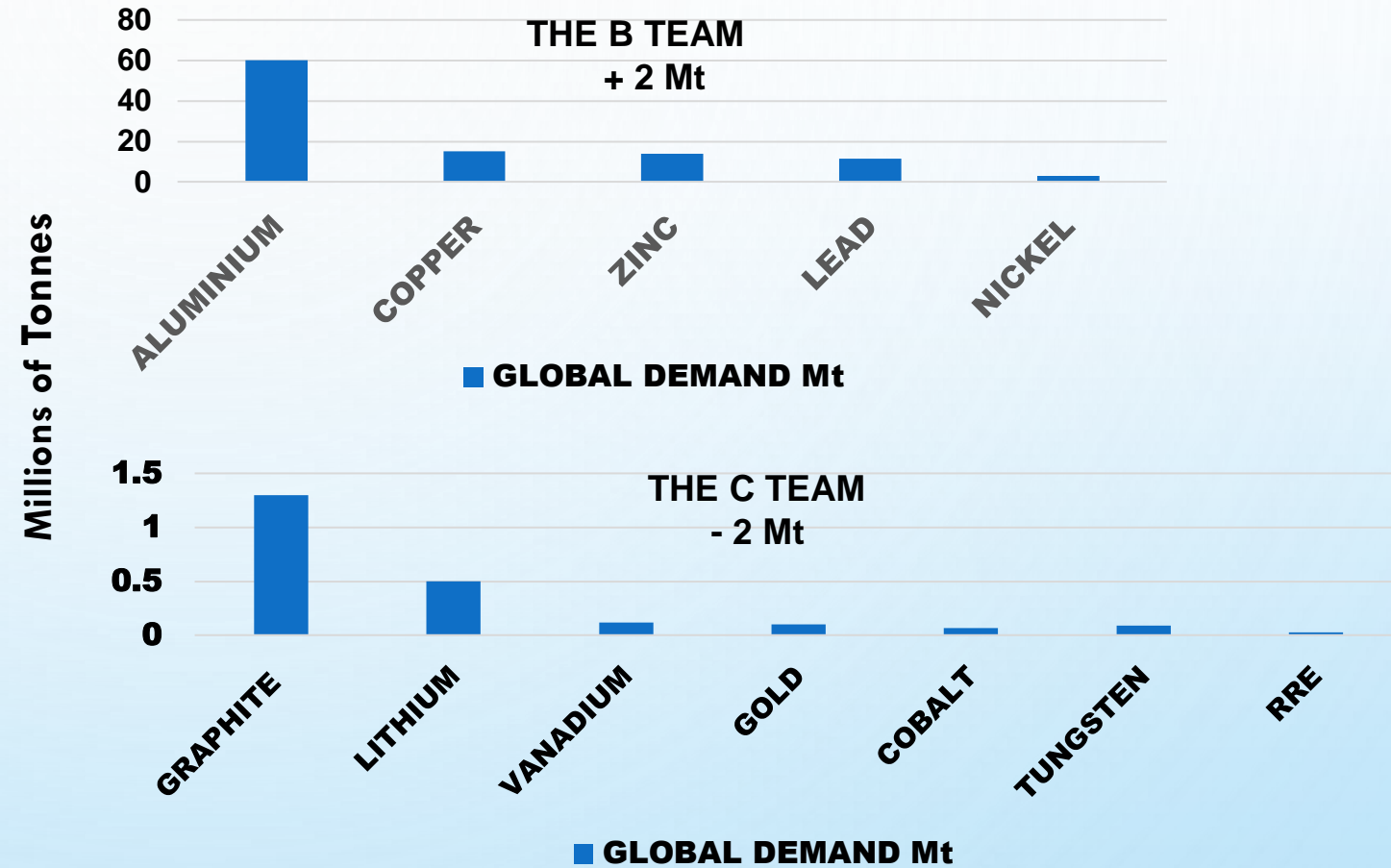
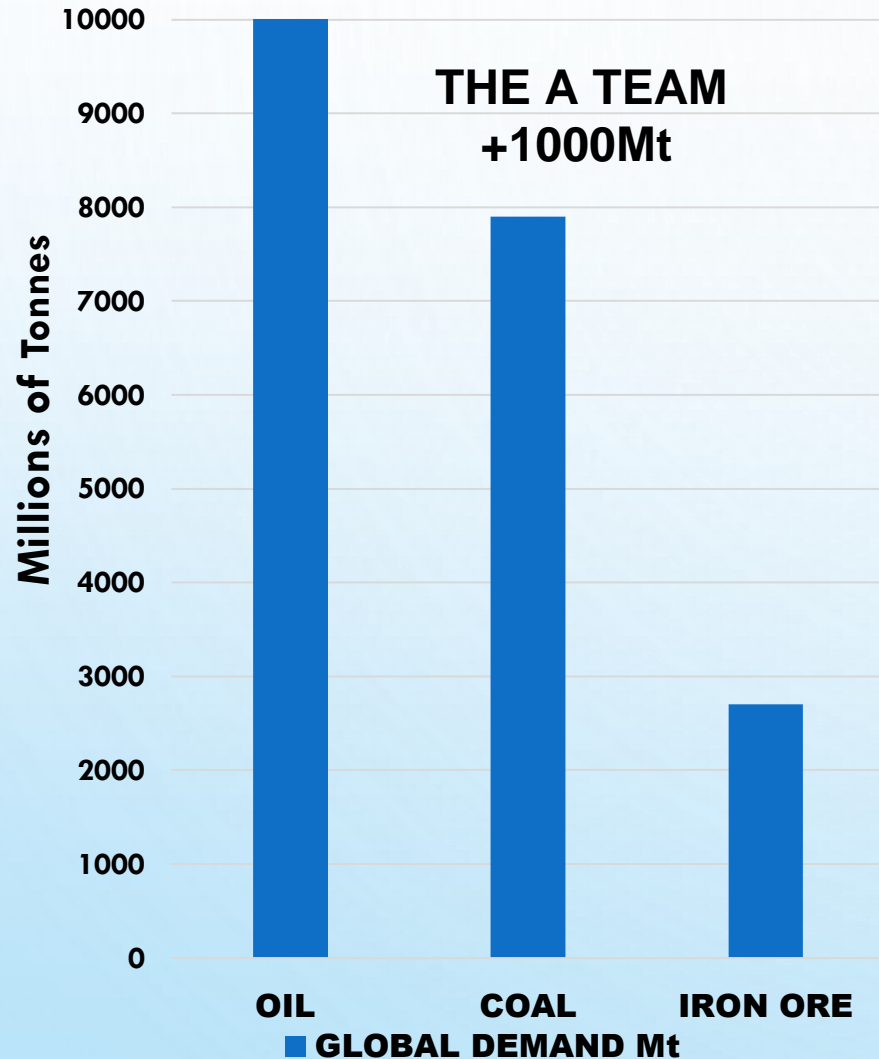
NEW PRODUCERS TO EXPLORERS WITH THE MOST CASH

CODE	COMPANY	COMMODITY	Share price CHANGE 6 MTH to 16 th June 23	Q1 23 CHANGE BURN A\$M	CASH 31 st Mar 23 A\$M	STATUS and CONTAINED RESOURCE
PDN	PALADIN ENERGY	URANIUM	4.2%	-14.45	147.15	Restarting Langer Heinrich Namibia Q1 24 Reserves 83.8Mlbs U3O8
BOE	BOSS ENERGY	URANIUM	51.7%	-13.11	102.59	Restarting Honeymoon ISR Sth Aus Q4 23. Resource 71.7Mlbs U3O8
CHN	CHALICE MINING	PGE NICKEL	13.4%	-12.63	85.01	Emerging Julimar Project WA Resource 16Moz 3E. 860Kt Ni 520Kt Cu
BKY	BERKELEY ENERGIA	URANIUM	69.0%	-1.40	78.16	Approval issues in Spain. Resource 89.3Mlbs U3O8
MCR	MINCOR	NICKEL	-2.4%	-26.28	59.19	Nickel Producer WA Under Takeover. Reserves 83.8Kt Ni @ 2.8%
DYL	DEEP YELLOW	URANIUM	12.4%	-7.61	48.48	Uranium ProjectS Namibia & WA Group Reserves 109Mlbs U3O8
BMN	BANNERMAN ENERGY	URANIUM	7.7%	-2.21	45.33	Advancing Etango Namibia. Reserves 60Mlbs U3O8
KRM	KINGROSE	NICKEL Cu Co	-14.1%	-1.80	35.26	Pre Drilling Exploring Rana Ni Cu Co Project Norway
QPM	QLD PACIFIC METALS	NICKEL	-8.7%	-10.60	34.55	Planning Energy Chemical Plant Qld based on imported Ni limonite.
PEN	PENINSULA ENERGY	URANIUM	40.7%	0.70	25.80	Restarting Lance ISR Wyoming Q3 23. Resource 53.7Mlbs U3O8
CTM	CENTAURUS METALS	NICKEL Fe Au	-27.0%	-11.08	23.05	Advancing Jaguar Brazil Resource 949Kt Ni 72Kt Cu 345Kt Zn 29kt Co
LM8	LUNNON METALS	NICKEL	0.5%	-3.12	22.05	Advancing Baker WA. Reserves 612Kt Ni
AGE	ALLIGATOR ENERGY	URANIUM	5.1%	-1.62	21.00	Scoping Study Samphire ISR Sth Aust. Resource 18Mlbs U3O8
MI6	MINERALS 260	COPPER GOLD Li	26.6%	-2.53	18.59	Exploration Mt Yule Corridor WA. Drilled 24m @ 1.9% Cu
HGO	HILLGROVE RESOURCES	COPPER	1.9%	12.70	18.00	Kanmantoo Underground Development Sth Aus. Resource 76Kt Cu
LOT	LOTUS RESOURCES	URANIUM	2.8%	-5.54	17.91	Planning restart Kayelekera Malawi Reserves 24Mlbs U3O8
GAL	GALILEO MINING	PGE NICKEL	-30.4%	-2.74	17.42	Exploring Norseman WA Drilled 33m @ 2.0g/t 4E 0.3% Cu 0.3% Ni
EQX	EQUATORIAL RESOURCE	IRON	-10.8%	-0.248	17.29	Holds Badonga iron Ore Rep of Congo @ acquiring Nimba Guinea
BSX	BLACKSTONE MINERALS	NICKEL	-7.1%	-1.716	16.43	Advancing Ta Khoa Ni Project Vietnam Reserves 210Kt Ni

BUT DO NOT FORGET THE OLD COMMODITIES OIL GAS COAL



THE CHALLENGE OF MEETING ZERO EMISSIONS ARE ENORMOUS.



INFORMATION FROM DR GOOGLE



Wake up to AUSTEX - early every Trading Morning

AUSTEX – First Email read by Resource Professionals to keep up to date across the ASX Resource Sector.

AUSTEX – Used to identify Opportunities before the Market wakes up.

AUSTEX – Unique Research normally not available elsewhere

AUSTEX - Is subscription based – no website access to the reports.

Trial AUSTEX Today. –

TEXT Rob 0418712011

or EMAIL rob@austexresources.com

www.austexresources.com