



GOLD COAST INVESTMENT SHOWCASE

ASX RESOURCES SECTOR – 2021 TRENDS & OPPORTUNITIES

**By ROB MURDOCH FAusIMM CP FAIG
Principal Consultant.**



**DAILY RESOURCES
OPPORTUNITIES REPORT**

AUTHORED BY: ROB MURDOCH

FAusIMM (CP - Geology & Management) FAIG

rob@austexresources.com | austexresources.com

AN INDEPENDENT PROFESSIONAL REVIEW & CRITIQUE OF -

❖ **EVERY ASX RESOURCE ANNOUNCEMENT**

❖ **EVERY COMMODITY EVERY DAY**

❖ **For Professionals seeking new OPPORTUNITIES**

Subscription

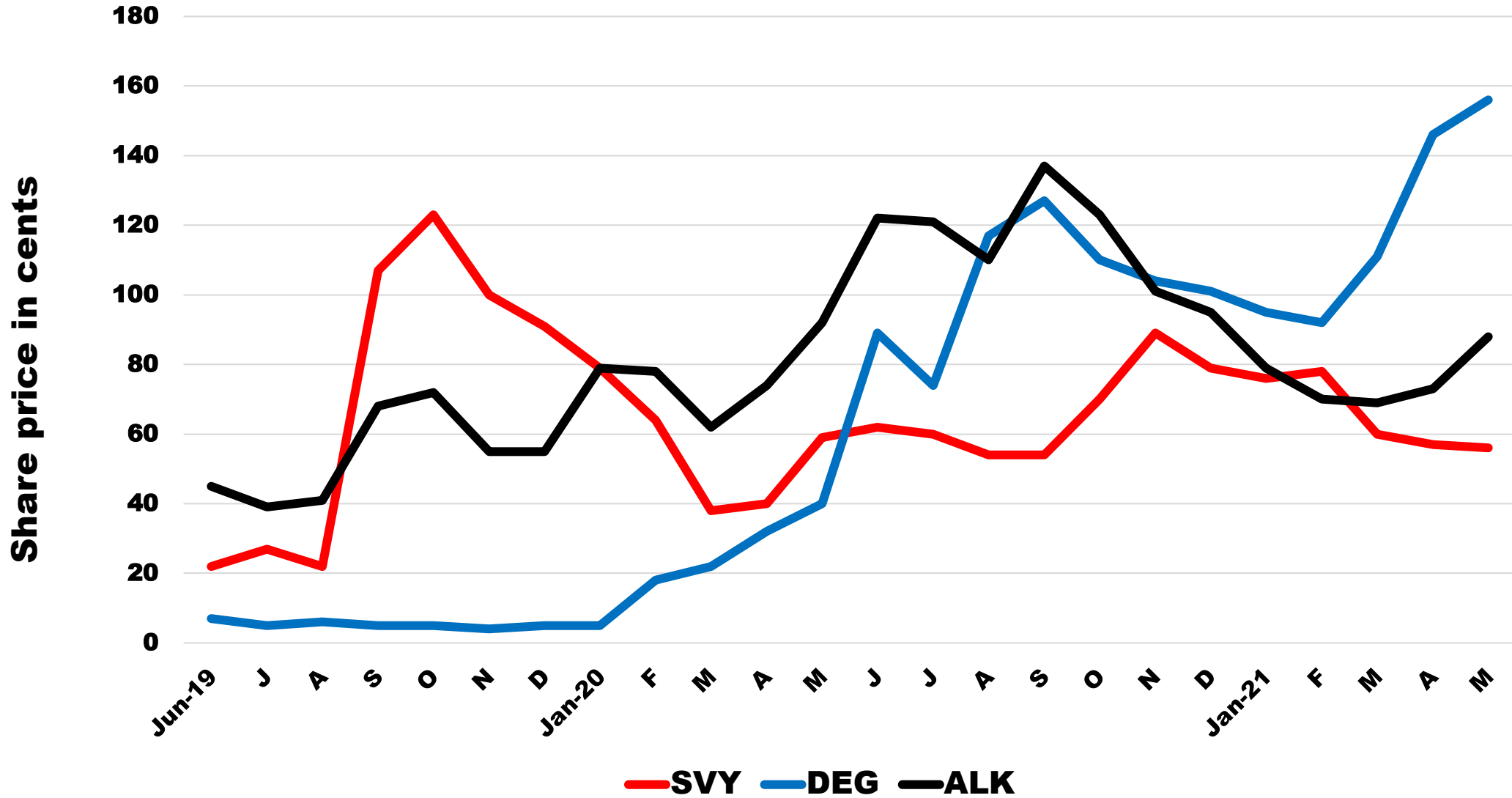
Enquiries

Email rob@austexresources.com

Phone 0418712011

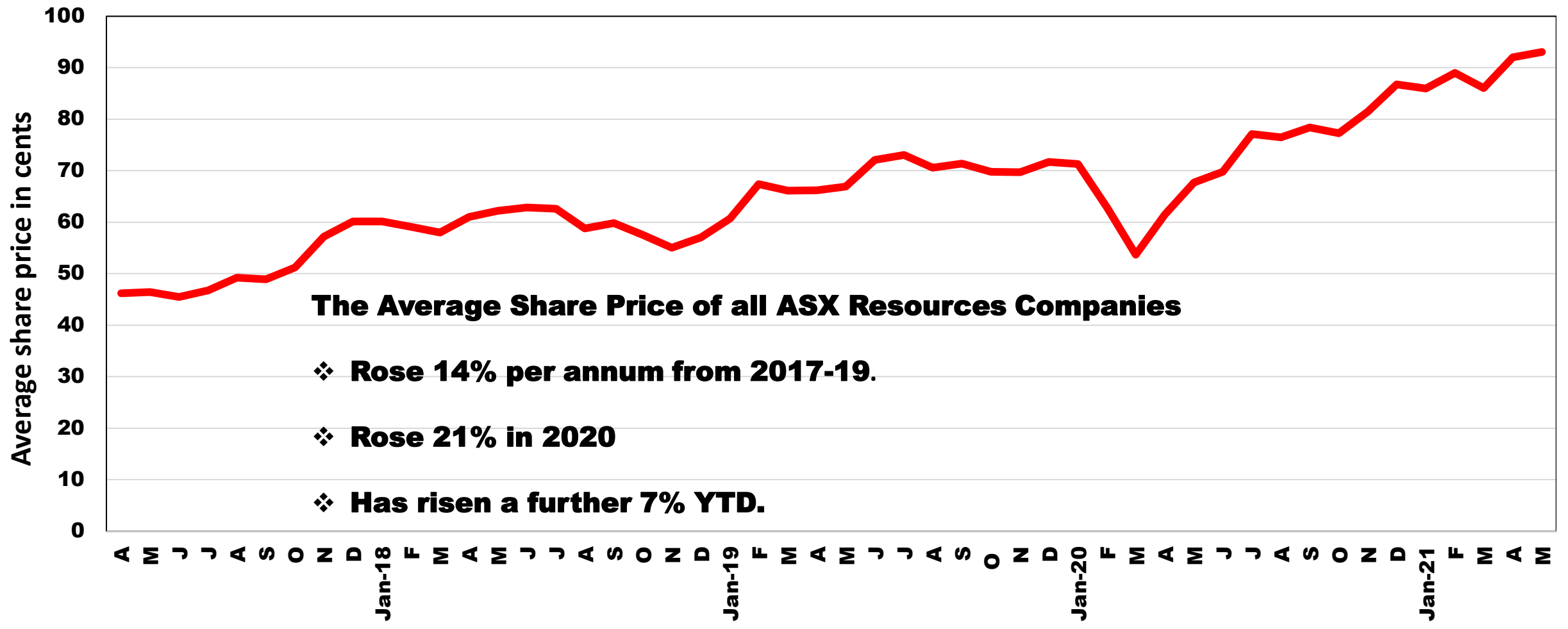
WHY WE INVEST IN THE ASX RESOURCE SECTOR

THREE GOLD COPPER DISCOVERIES 2019-20



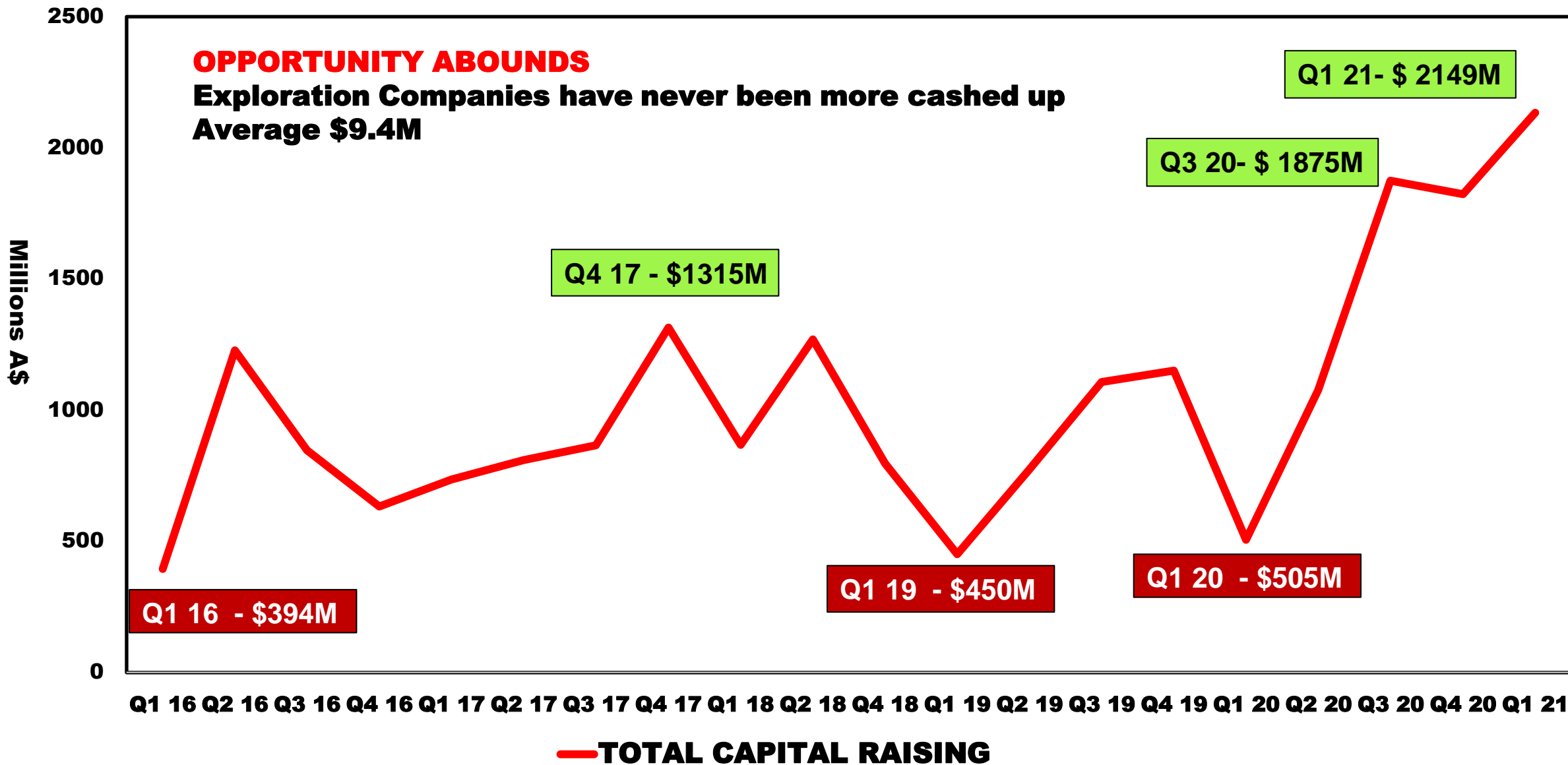
AUSTEX DOES NOT RECOMMEND ANY COMPANIES

ALL RESOURCE COMPANIES
AVERAGE SHARE PRICE OVER LAST 4 YEARS.

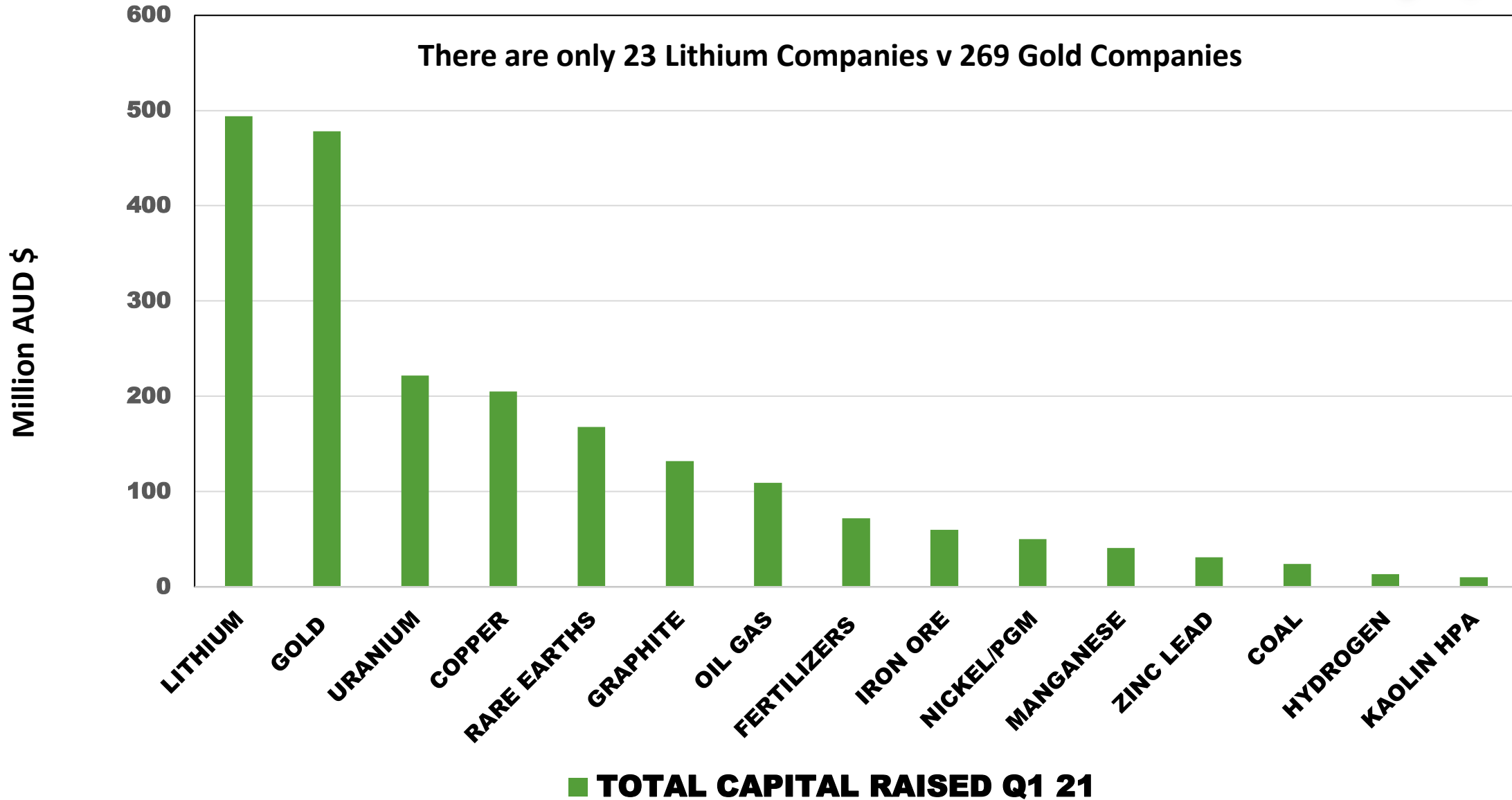


— ALL ASX RESOURCE COMPANIES

APPENDIX 5B - TOTAL CAPITAL RAISING - Last 5 years



APPENDIX 5B - CAPITAL RAISING Q1 21 – By COMMODITY FOCUS



BIG MONEY RAISERS ON THE ASX Q1 21

BIG MONEY FOR LITHIUM EXPLORERS

PLL	PEIDMONT LITHIUM	USA	122530
VUL	VULCAN ENERGY	GERMANY	120533
INR	IONEER	USA	80000
CXO	CORE EXPLORATION	NTH TERR	41437
AGY	ARGOSY MINERALS	ARGENTINA	30000
LKE	LAKE RESOURCES	ARGENTINA	25725
INF	INFINITY LITHIUM	SPAIN GAB	16434
GLN	GALEN LITHIUM	ARGENTINA	12638

BIG MONEY FOR GOLD EXPLORERS

GPR	GEOPACIFIC RESOURCES	PNG CAM FIJI	123494
TUL	TULLA RESOURCES	WEST AUST	78300
SVL	SILVER MINES	NSW	30752
CAI	CALIDUS RESOURCES	WEST AUST	15739
KIN	KIN MINES	WEST AUST	12839
MM8	MEDALLION METALS	WEST AUST	12504
OZM	OZAUURUM RESOURCES	WEST AUST	12000
BRV	BIG RIVER GOLD	BRAZIL	11787

BIG MONEY FOR URANIUM EXPLORERS

PDN	PALADIN ENERGY	NAMIBIA	146427
DYL	DEEP YELLOW	NAMIBIA	45236
LOT	LOTUS RESOURCES	MALAWI	14557
BMN	BANNERMAN RESOURCES	NAMIBIA	12000

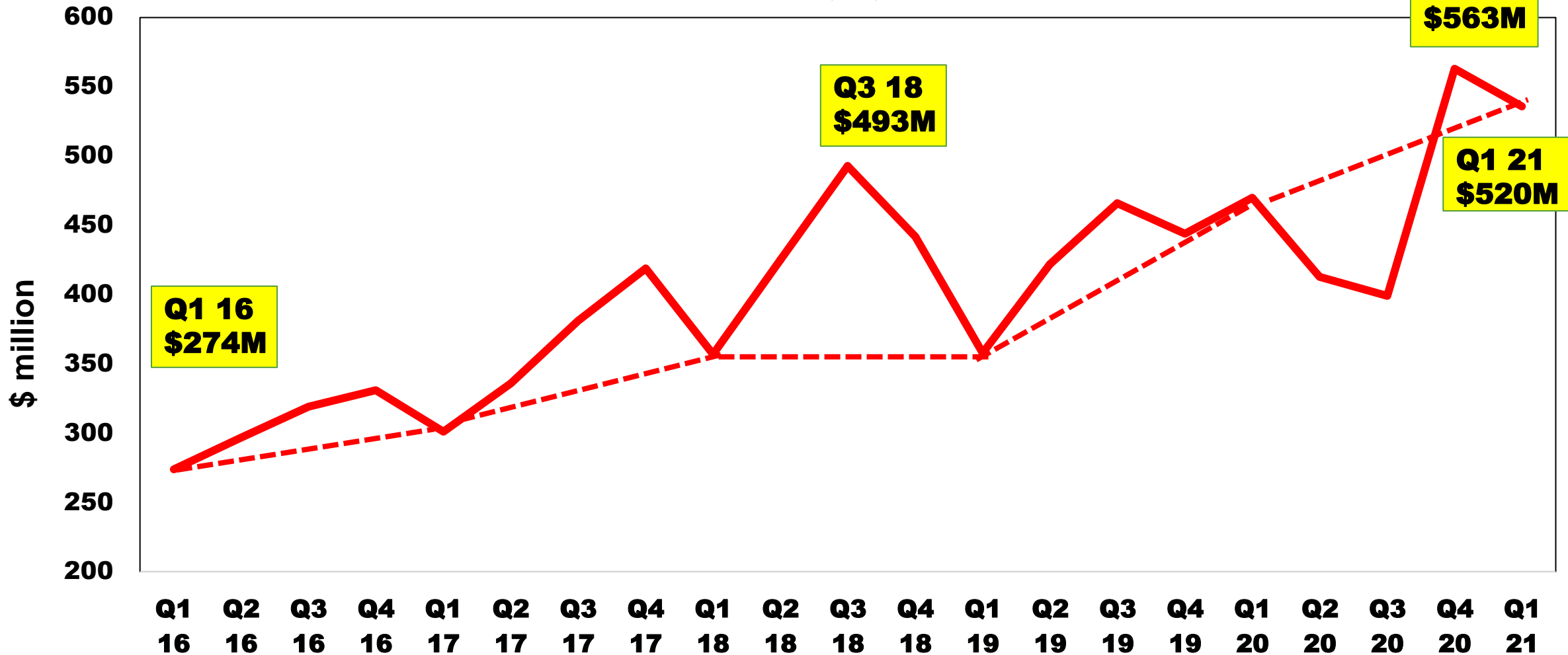
BIG MONEY FOR COPPER EXPLORERS

CYM	CYPRIMUM METALS	WEST AUST	90000
KGL	KGL RESOURCES	NTH TERR	21574
PEX	PEEL MINING	NSW	18550
EM2	EAGLE MOUNTAIN MINING	USA	11202
VMS	VENTURE MINERALS	WEST AUST	10011

SPREADSHEETS OF ALL KEY Q1 21 DATA AVAILABLE FROM AUSTEX

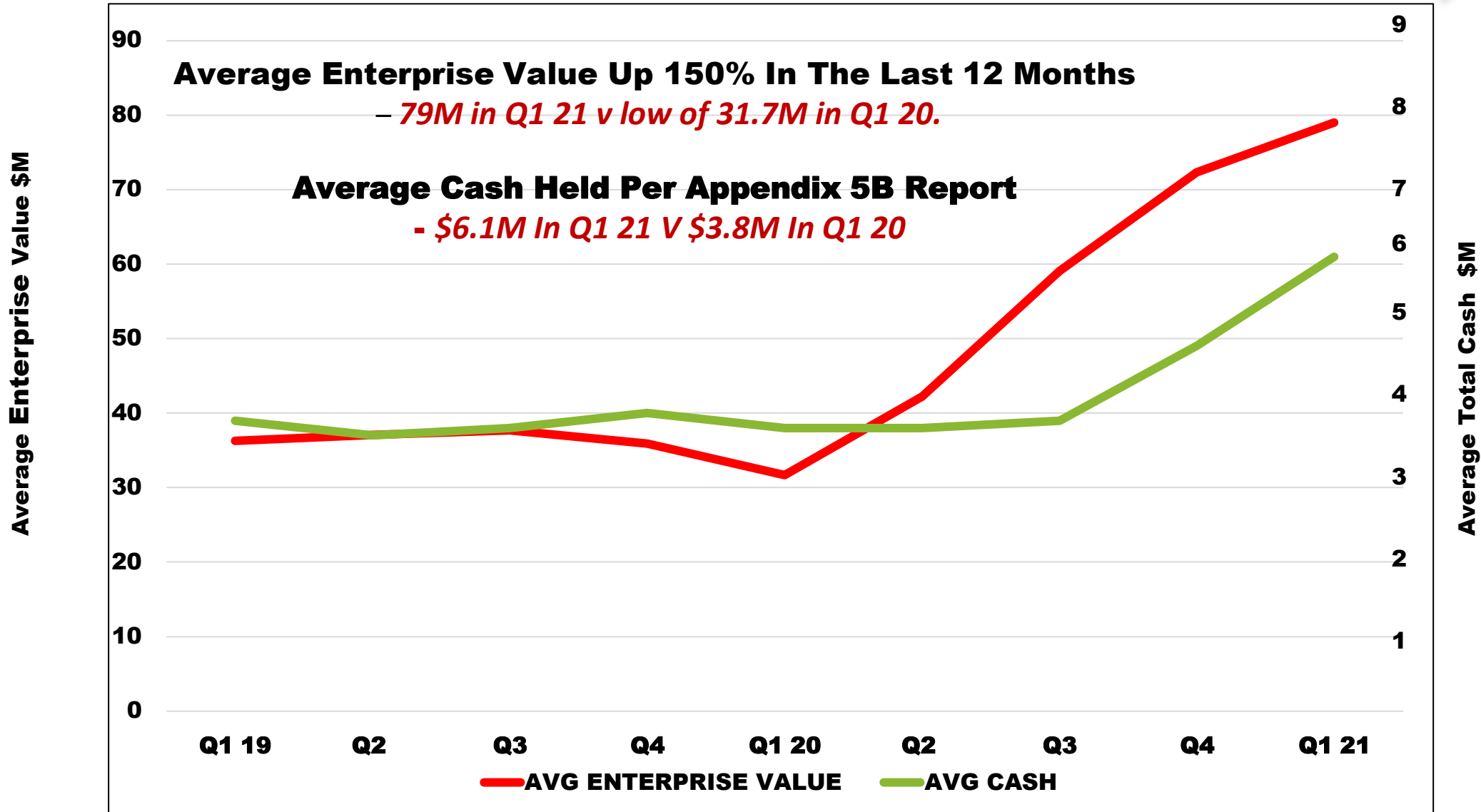
AUSTEX DOES NOT RECOMMEND ANY COMPANIES

APPENDIX 5B TOTAL EXPLORATION EXPENDITURE –
89% of ASX Resources Sector
Last 5 YEARS QoQ

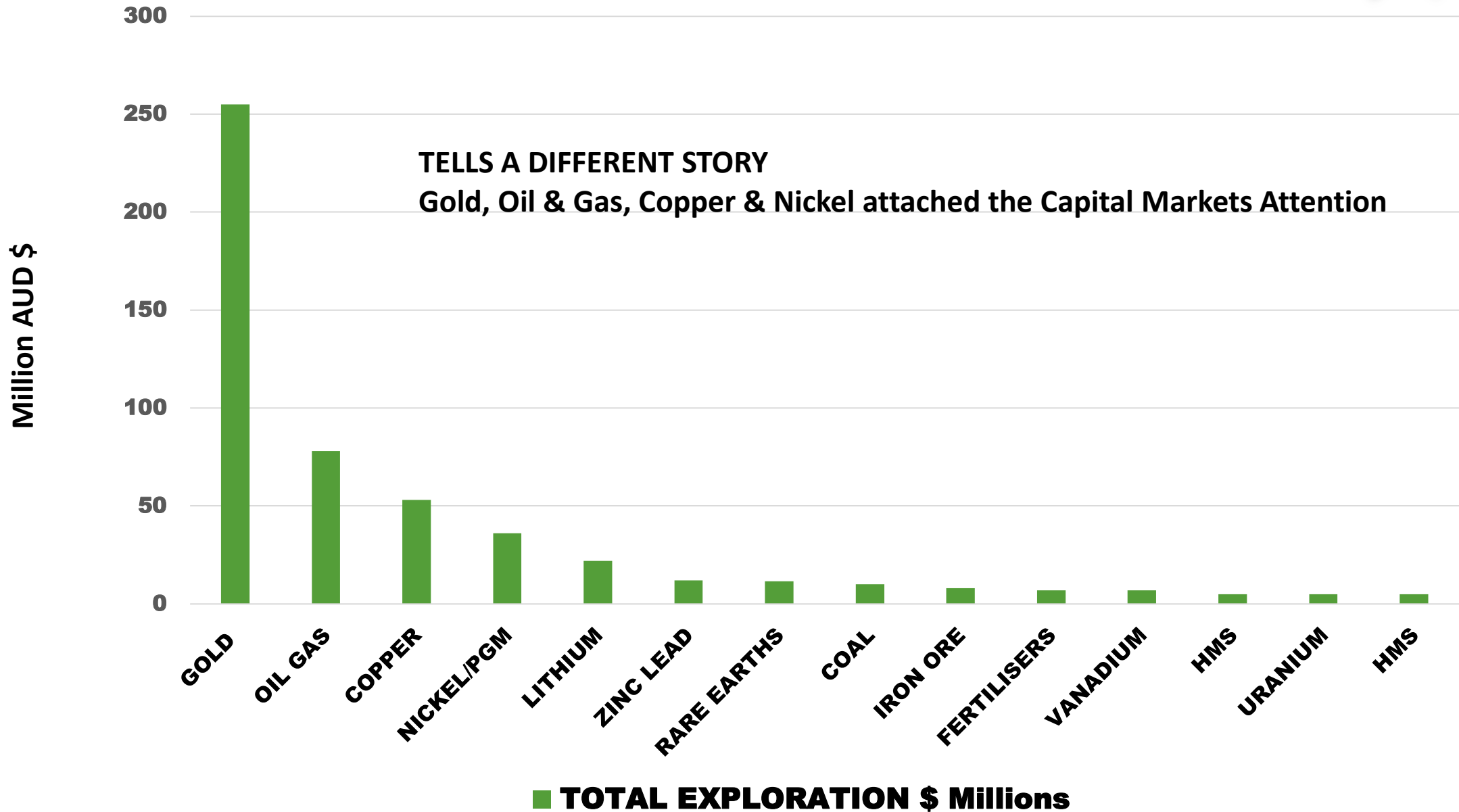


--- TRACKING Q1 EXPLORATION TOTAL

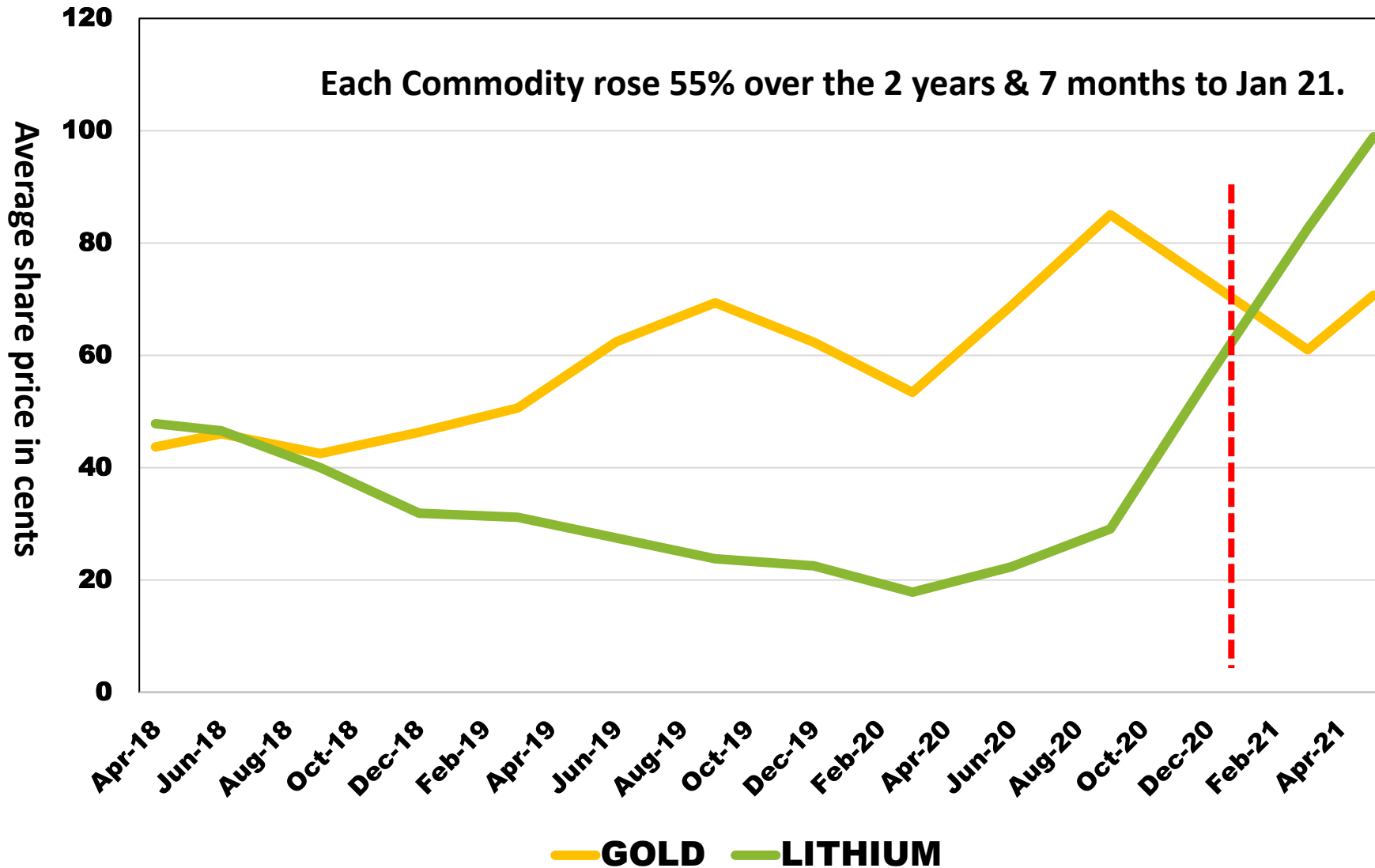
APPENDIX 5B - CHANGES IN ENTERPRISE VALUE & CASH -Last 2 years



COMMODITIES EXPLORATION EXPENDITURE Q1 21



COMPARING AVERAGE SHARE PRICE GOLD & LITHIUM – Last 3 years.



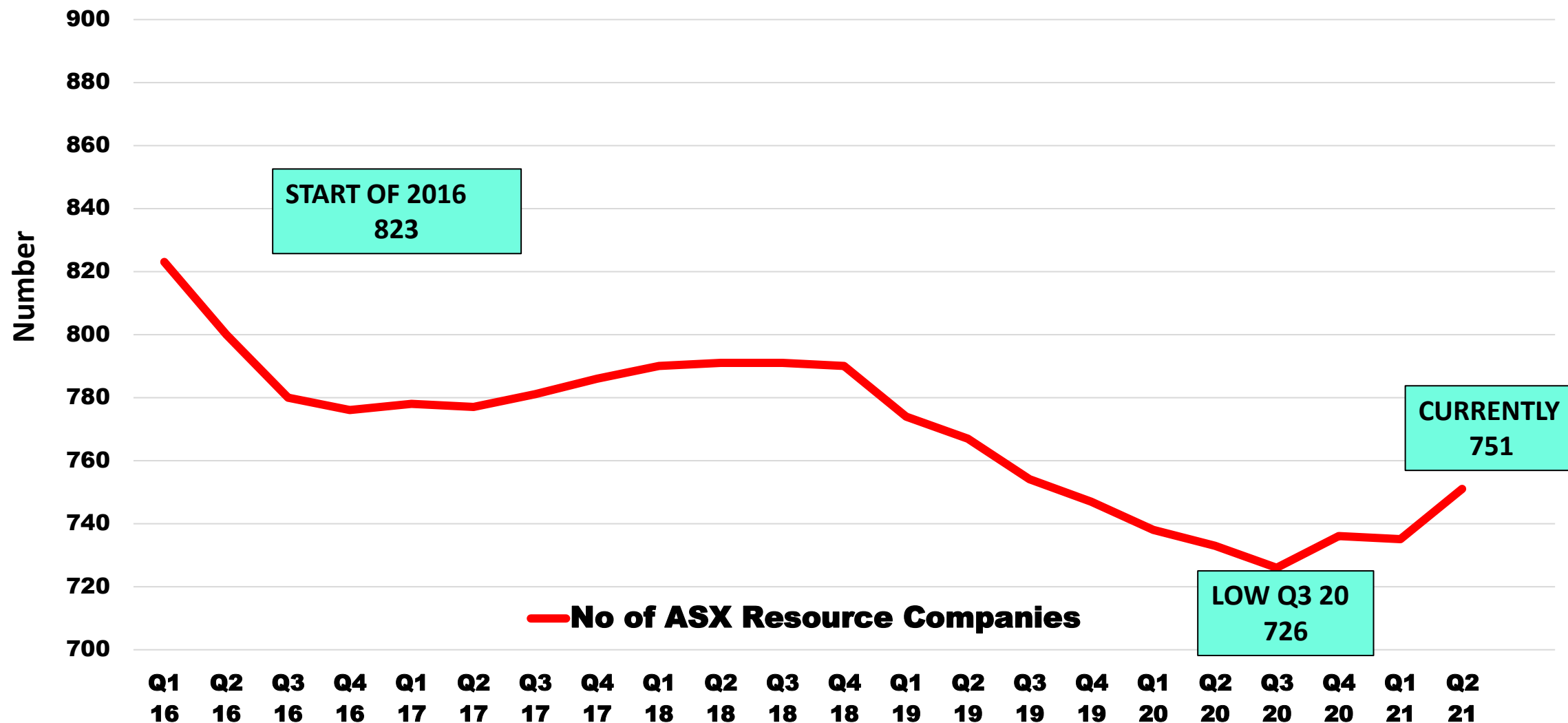
The different pathways -

GOLD – Steady Rise with periodic Peaks dependent upon Investors take on Global Stability.

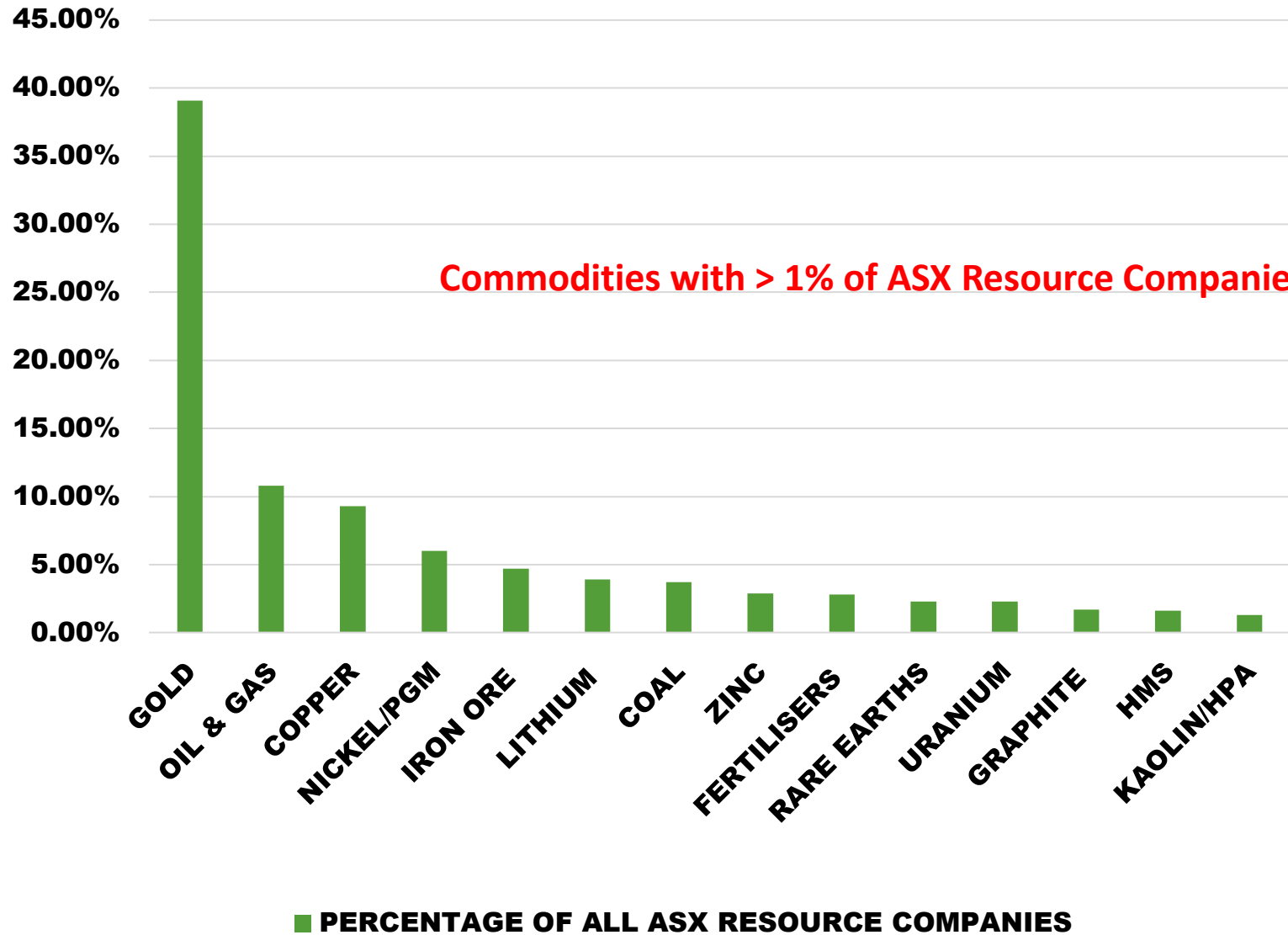
LITHIUM – Similar increase from Jun 18 to Jan 21. The Price is affected by the Market's perception of Supply/Demand.

AUSTEX –COVERS ALL ASX RESOURCES COMPANIES

That are Seeking, Exploring, Appraising, Developing & Producing



PERCENTAGE ALL ASX RESOURCE COMPANIES – BY COMMODITY FOCUS



OTHER COMMODITIES WITH >1% OF ASX RESOURCE COMPANIES

- Manganese 8
- Hydrogen/Helium 7
- Silica Sand 5
- Tungsten 5
- Bauxite 5
- Tin 4
- Cobalt 3
- Diamonds 3
- Major Diversified 3

SHARE PRICE CHANGE 2021 YTD to 11th June 21



Percentage Change Average Share Price 2021 YTD



THE LOSERS –

❖ Gold, Bauxite – Have risen <10%

❖ *Coal is the only Sector whose share prices have fallen-12% despite commodity price rises*

■ Percentage Average Share Price Change 2021

INFORMATION FROM – AUSTEXDATA

COMMODITIES PRICE CHANGE YEAR TO DATE



LITHIUM CARBONATE	CNY/T	89000	45940	93.7%	1	93%	1
COKING COAL (HCC)	Tonne	167	100	67.0%	2	-12%	13
TIN	Pound	14.89	9.32	59.8%	3	85%	2
OIL (BRENT)	Bbl	72.44	51.27	41.3%	4	36%	8
IRON ORE (62% FINES)	Tonne	214	158.5	35.0%	5	56%	4
COBALT	Pound	19.28	14.52	32.8%	6	46%	6
COPPER	Pound	4.48	3.51	27.6%	7	41%	7
ALUMINUM	Pound	1.12	0.9	24.4%	8	2%	12
ZINC	Pound	1.36	1.24	9.7%	9	18%	10
NICKEL	Pound	8.2	7.5	9.3%	10	55%	5
MANGANESE ORE (37%)	mtu	3.48	3.27	6.4%	11	24%	9
URANIUM	Pound	32.35	30.7	5.4%	12	79%	3
GOLD (AUD)	Ounce	2451.13	2474.58	-0.9%	13	7%	11

URANIUM & NICKEL
Shares have run ahead of
the Commodity Prices

COAL BAUXITE OIL/GAS have
done worse than the
Commodity Prices.

BIGGEST WINNERS 2021 YTD - ITS BEAUTIFUL BEING GREEN HYDROGEN & ZERO EMISSION PROMISES



CODE	ytd	THE PROMISE
PRL	1092%	Combining Renewables Gas & Blue Hydrogen – Coastal WA
QEM	140%	Hydrogen from Toolebuc Oil Shales Qld
PH2	167%	Hydrogen Distribution Outlets E Coast Australia
LIO	140%	Examining Hydrogen Potential Indonesia & Australia
VUL	195%	Planning Zero Emission Geothermal + Lithium Brine – Germany
RLT	105%	Planning to produce Hydrogen/Helium Sth Africa
HXG	67%	Planning Hydrogen from Pedirka Basin NT

China
WINNER,
WINNER

Atmosphere
LOSER, LOSER

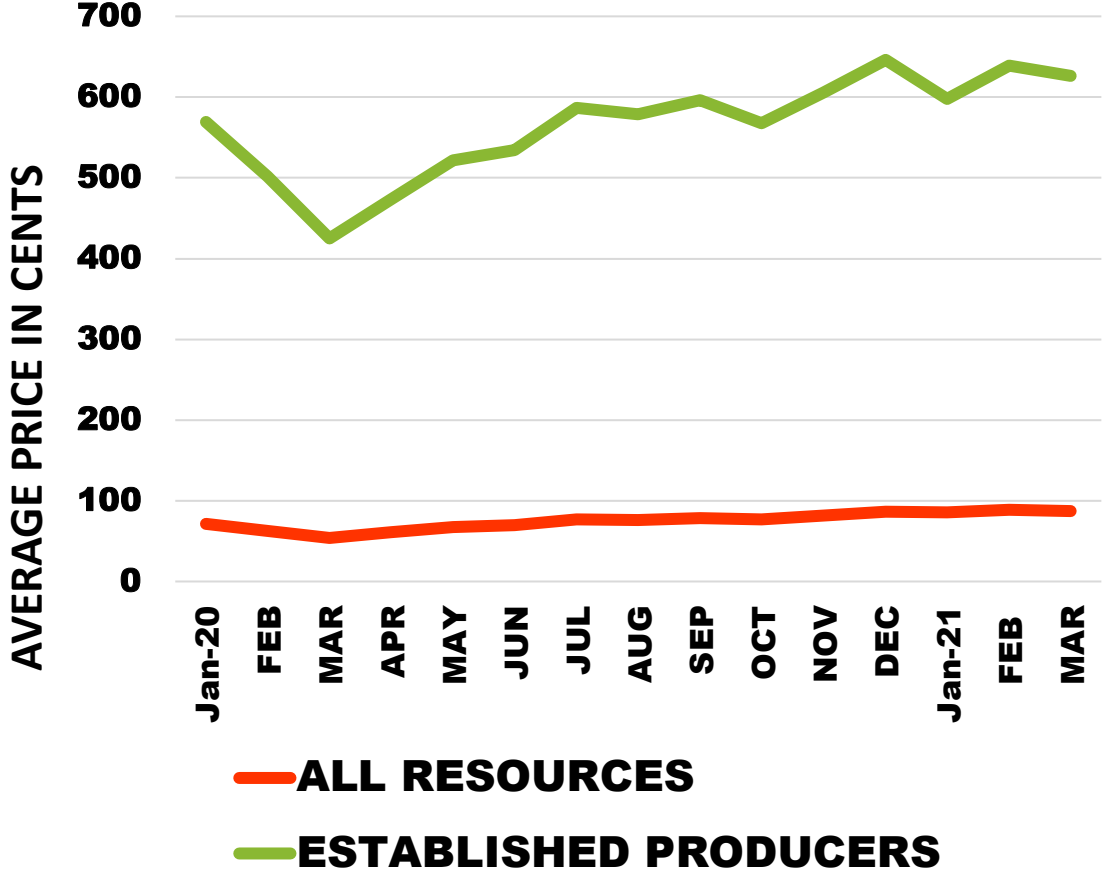
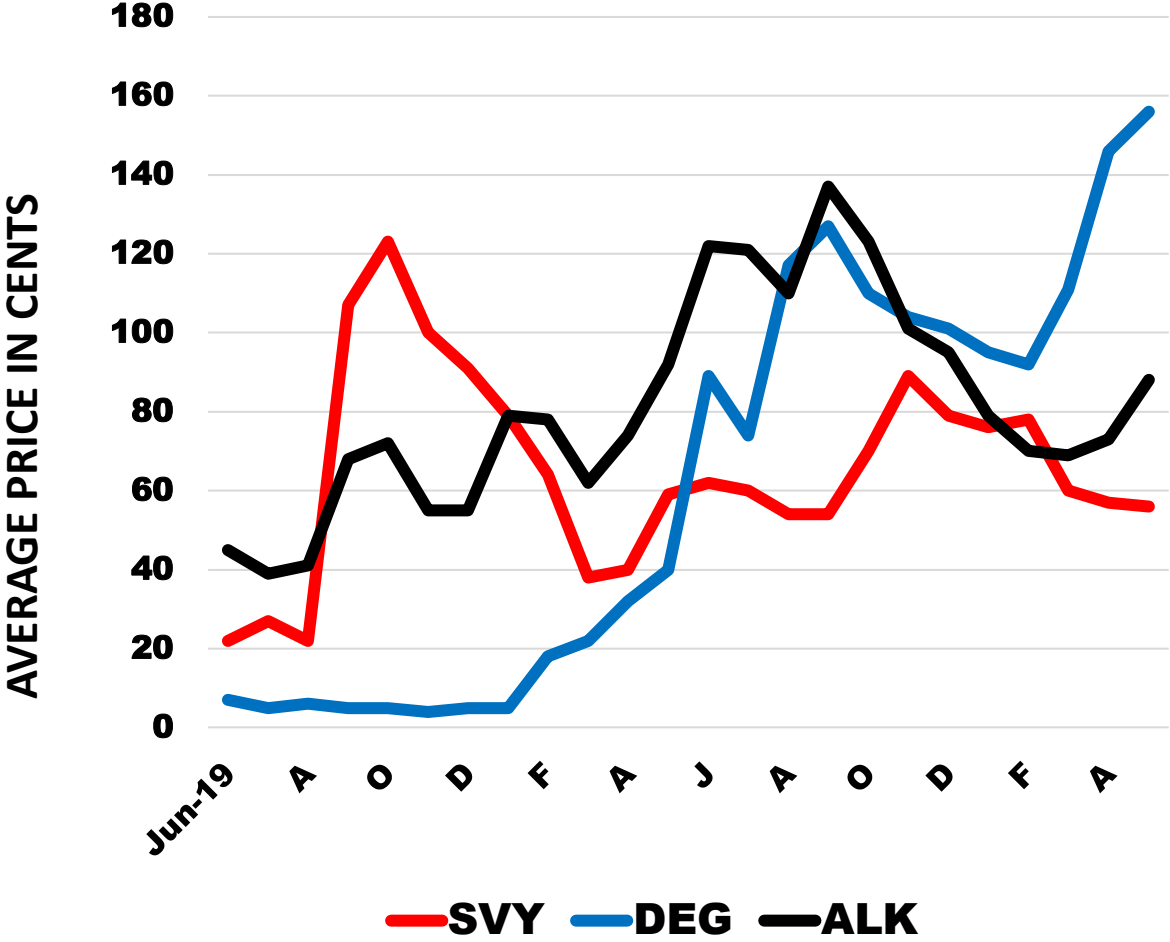


Exporting
Our Carbon,
sulphur,
trichlorides
etc

- ❖ ZERO EMISSIONS ONLY POSSIBLE BY EXPORTING THE POLLUTION INVOLVED
- ❖ Solar panels & wind turbines that pass their use by date already an issue.
- ❖ EV Lithium Batteries to only add to that issue
- ❖ So do not get carried away and ignore the old staple commodities
- ❖ We cannot refine any metal without using Coal.

AUSTEX DOES NOT RECOMMEND ANY COMPANIES

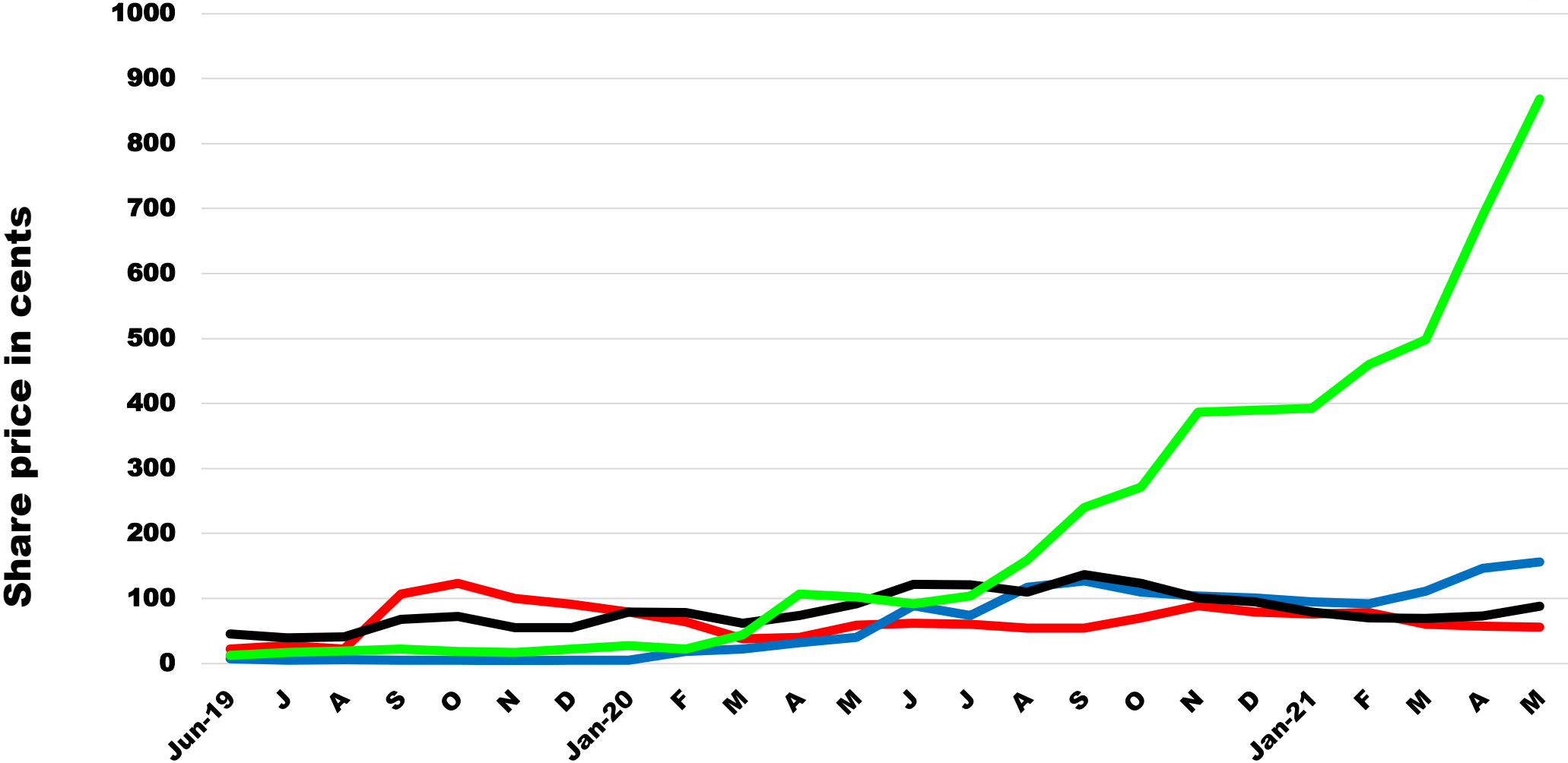
FROM AVERAGE PROJECT TO PRODUCTION
600% Appreciation In Average Share Price



INFORMATION FROM - AUSTEXDATA

AUSTEX DOES NOT RECOMMEND ANY COMPANIES

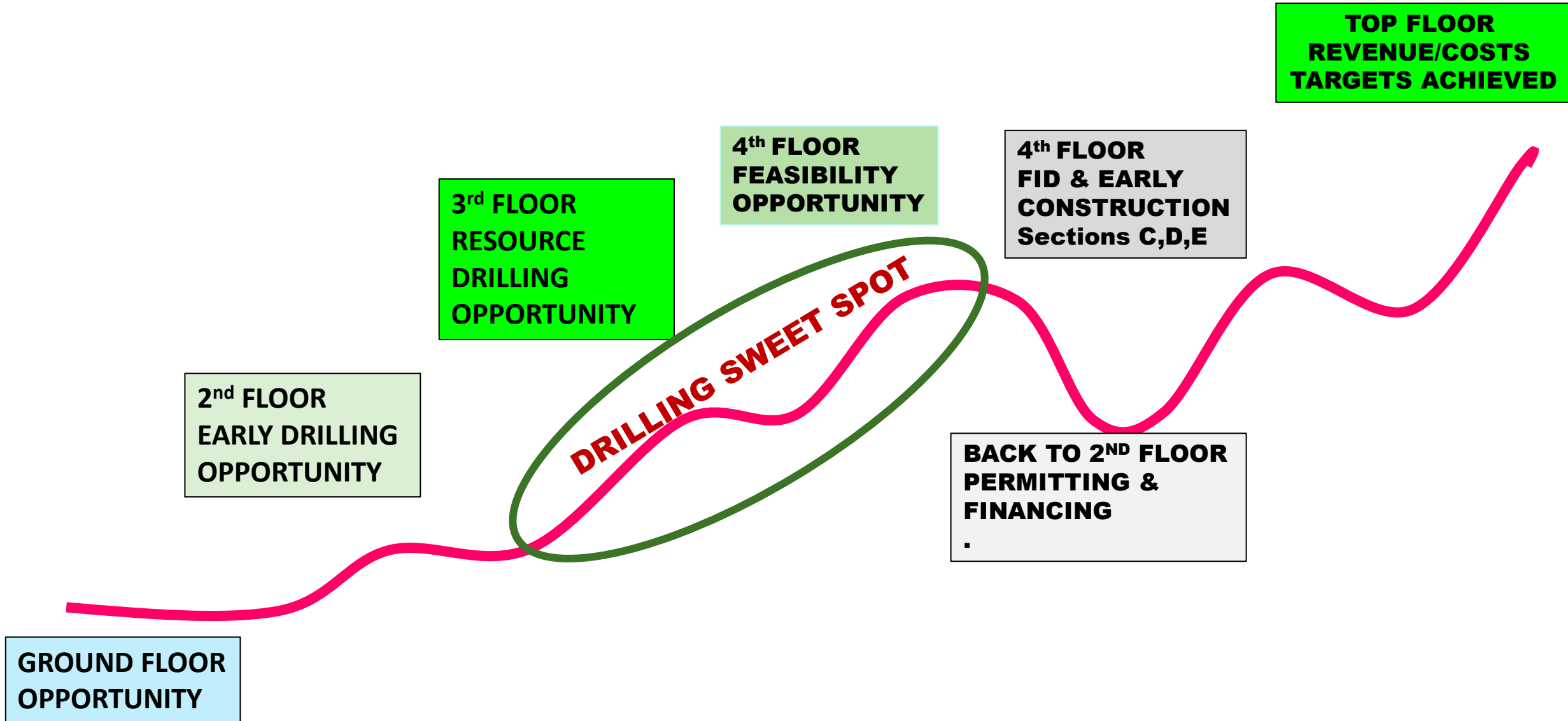
ADDING THE JULIMAR NICKEL DISCOVERY 2020-21



—SVY —DEG —ALK —CHN
INFORMATION FROM - AUSTEXDATA

AUSTEX DOES NOT RECOMMEND ANY COMPANIES

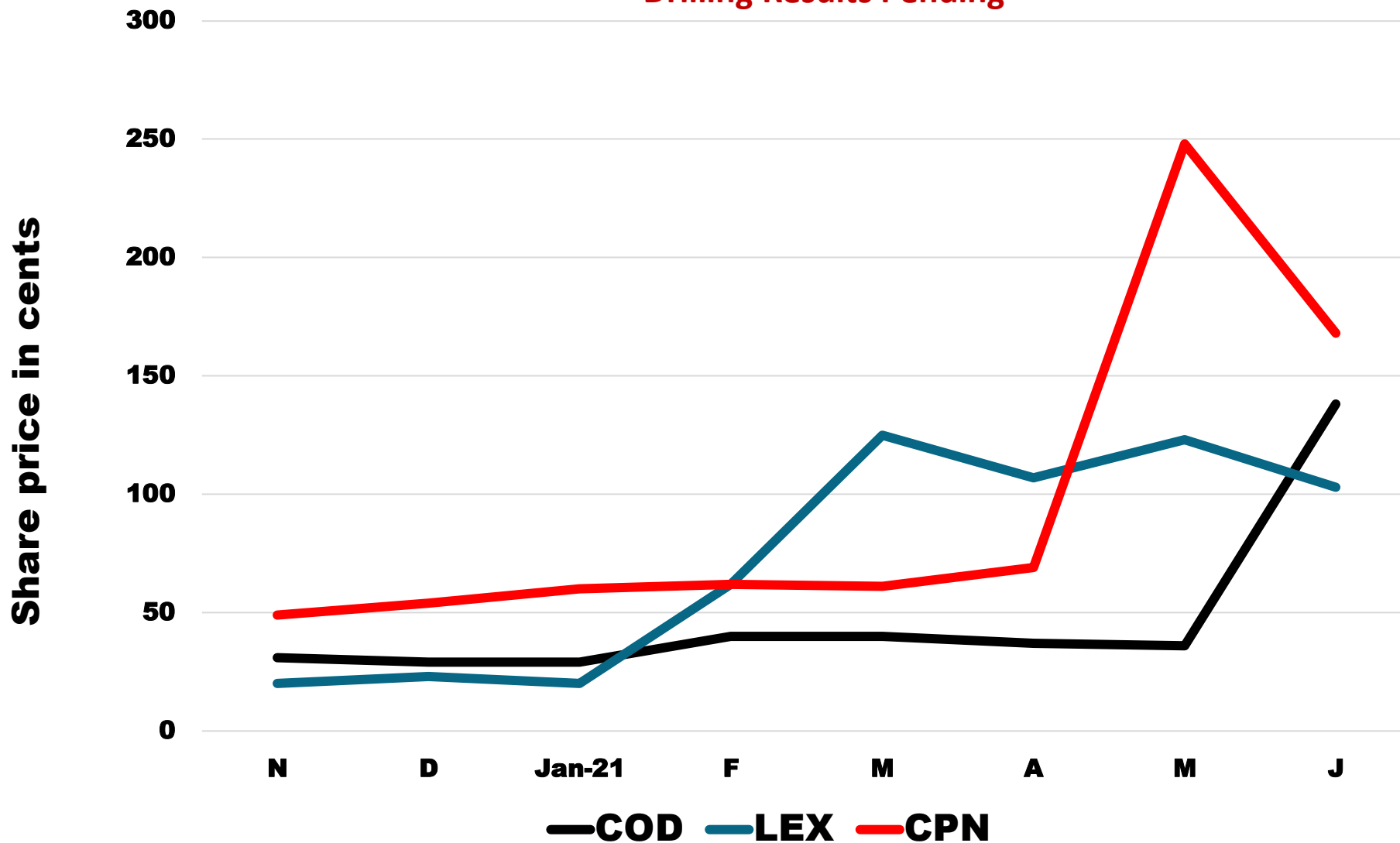
THE TYPICAL SHARE PRICE CURVE AS A RESOURCE PROJECT PROGRESSES



INFORMATION FROM – AUSTEXDATA

SPECULATION ON 3 POSSIBLE DISCOVERIES 2021

Drilling Results Pending -



INFORMATION FROM - AUSTEXDATA

AUSTEX DOES NOT RECOMMEND ANY COMPANIES

GOLD & COPPER PROJECTS			GOLD & COPPER PROJECTS (Continued)			BASE, BULK, MINOR METALS URANIUM COAL & FERTILISER PROJECTS			OIL GAS, BATTERY & TECHNOLOGY MINERALS PROJECTS		
AMD	ARROW MINERALS	G	PDI	PREDICTIVE DISCO	G	ALB	ALBION RESOURCES	A1	A4N	ALPHA HPA	C
AQD	AUSQUEST	F	PGD	PEREGRINE GOLD	A	ANX	ANAX METALS	C	AVL	AUSTRA' VAN	C
AQX	ALICE QUEEN	E	PNX	PNX METALS	D	AOU	AUROCH MINERALS	F	AX8	SO	C
ARV	ARTEMIS RESOURC	F	RCR	RINCORN RESOUR	F	CDT	CASTLE MINERALS	G		STAR HELIU	F
AUR	AURIS MINERALS	E	RDM	RED METAL	G	CNJ	CONICO LIMITED			CENTRAL PETROL	C
BCN	BEACON MINERALS	B	RDN	RAIDEN RESOURC	G	CPN	CASPIN P		CUE	CUE ENERGY	B
CTM	CENTAURUS METAL	F	RMS	RAMELIUS RESO	B	DKM	DKM	C	CXO	CORE LITHIUM	C
CWX	CARAWINE RESOUR	F	SCN	SCORPION MINER	G		COUNTER RESOU	G	EXR	ELIXIR ENERGY	F
FML	FOCUS MINERALS	E	SFR	SANDFIRE RESO			FIN RESOURCES	A	FAR	FAR LIMITED	A
GBR	GREAT BOULDER	E	SI6	SIC	F	G1A	GALENA MINING	D	HXG	HEXAGON ENERG	C
GML	GATEWAY MINING	E	SMI	MINERA	E	GWR	GWR GROUP	B	LPD	LEPIDICO LIMITED	C
KFM	KINGFISHER MINING	F		JUREFIRE RESOUR	F	IGO	IGO LIMITED	B	LRS	LATIN RESOURCES	E
KGD	KULA GOLD		TIN	TNT MINES	G	IMA	IMAGE RESOURCES	B	MAY	MELBANA ENERG	F
MKG	M	E	TMR	TEMPUS RESOUR	I	LEG	LEGEND MINING	F	XST	XSTATE RESOURC	A
MML	ML	B	TMZ	THOMSON RESOU	E	LSR	LODESTAR MINER	F			
NAE	NEW AGE EXPLORAT	G	WAF	WEST AFRICAN	B	MTB	MT BURGESS MININ	C			
NXM	NEXUS M										
						T11	TOMBADOR IRON	C			

AUSTEX DAILY REPORT SECTIONS

A= New deals

A1 = New Listings

B = Production

C = Project Appraisal

D = Resource/Reserves

E = Drill intersections

F = Drilling in progress/planned

G = Targeting Exploration

H = Capital Raisings

I = Debt Corporate

P = Investor Presentations.

**AUSTEX DAILY IS NOT HOT COPPER or MINING NEWS SPECULATION –
It is the key Technical Facts around every ASX Resource Announcement**

THE TYPICAL SHARE PRICE CURVE AS A RESOURCE PROJECT PROGRESSES



AUSTEX DAILY REPORT SECTIONS

A= New deals

A1 = New Listings

B = Production

C = Project Appraisal

D = Resource/Reserves

E = Drill intersections

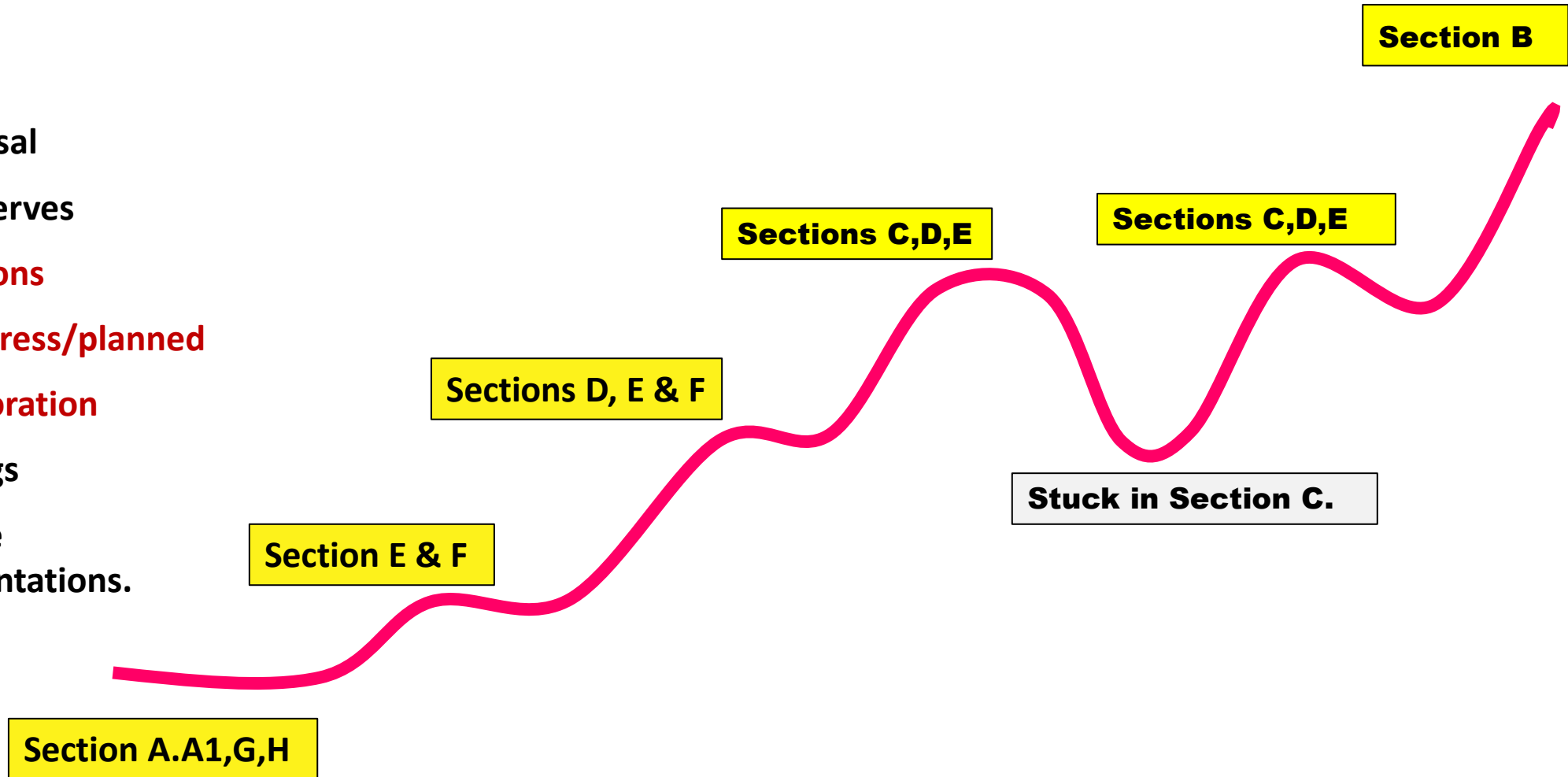
F = Drilling in progress/planned

G = Targeting Exploration

H = Capital Raisings

I = Debt Corporate

P = Investor Presentations.



**AUSTEX DAILY – Keeps busy people informed across the Market
On the key outcomes without the promotional bull.**

DRILL INTERSECTIONS ANNOUNCEMENTS – FIRST 5 MONTHS OVER LAST 5 YEARS -

MONTH	2017	2018	2019	2020	2021
JAN	103	114	101	134	179
FEB	96	110	97	106	168
MAR	93	101	102	89	190
APR	98	114	79	118	134
MAY	102	126	89	72	162
TOTAL	492	562	468	519	833

SECTION	AVG 2018-20	TOTAL 2021	2021 Increase
C	411	560	36%
D	151	172	14%
E	516	833	61%
F	402	732	82%
G	455	610	34%

**THE RED HIGHLIGHT SHOWS WHEN
ASSAY LABS COMPLETE THE PREVIOUS
YEAR DRILL ASSAYS**

THE CLASS OF 2021 – ASX IPO'S Jan – May 21

code	COMPANY	LOCATION	CLASSIFICATION	CHANGE*	
QML	QMINES	QUEENSLAND	COPPER Au	36.0%	MAY
KCC	KINCORA COPPER	NSW	COPPER GOLD	27.9%	APR
PGD	PEREGRINE GOLD	WEST AUST	GOLD	16.9%	APR
MM8	MEDALLION METALS	WEST AUST	GOLD	16.3%	MAR
JNO	JUNO MINERALS	WEST AUST	IRON ORE	11.8%	MAY
FRB	FIREBIRD METALS	WEST AUST	MANGANESE	10.1%	MAY
TMS	TENNANT MINERALS	NTH TERR	GOLD COPPER	4.3%	APR
BCA	BLACK CANYON	WEST AUST	MANGANESE	3.7%	MAY
MTR	METAL TIGERS	INVESTMENT	ROYALTY PROJECT GEN	1.8%	MAY
92E	92 ENERGY	CANADA	URANIUM	-1.7%	APR
PVW	PVW RESOURCES	WEST AUST	GOLD	-2.9%	FEB
CR9	CORELLA RESOURCES	WEST AUST	HPA KAOLIN	-4.3%	APR
A8G	AUSTRALASIAN GOLD	QUEENSLAND	GOLD	-5.7%	MAY
BMO	BASTION MINERALS	CHILE	GOLD Ag Cu	-11.6%	MAR
ALB	ALBION RESOURCES	WEST AUST	ZINC Pb	-13.0%	APR
ICL	ICENI GOLD	WEST AUST	GOLD	-13.5%	APR
TUL	TULLA RESOURCES	WEST AUST	GOLD	-18.3%	MAR
GL1	GLOBAL LITHIUM	WEST AUST	LITHIUM	-20.3%	MAY
LEL	LITHIUM ENERGY	ARGENTINA	LITHIUM	-22.3%	MAY
TG1	TECHGEN METALS	WEST AUST	COPPER GOLD	-23.2%	APR
AWJ	AURIC MINING	WEST AUST	GOLD	-23.7%	FEB
GEN	GENMIN LIMITED	GABON	IRON ORE	-29.5%	MAR
M24	MAMBA RESOURCES	WEST AUST	GOLD	-29.5%	FEB
AGC	AUSTRALIAN GOLD COPPER	NSW	GOLD COPPER	-35.7%	JAN
OZM	OZAUURUM RESOURCES	WEST AUST	GOLD	-42.2%	FEB

35% of the listings
have increased

65% share price
has fallen

**AUSTEX DOES
NOT
RECOMMEND
ANY COMPANIES**

* From the end of the first week after listing to 18th June 2021

GOLD COAST SHOWCASE – 2021 – in Market Cap Order – End of April 21.



ASX CODE	COMPANY NAME	FOCUS LOCATION	FOCUS COMMODITY	MARKET CAP \$M	CASH \$M	EV \$M	DEBT \$M
AIS	AERIS RESOURCES	NSW QLD	COPPER GOLD	403.0	55.6	407.4	60.0
QPM	QLD PACIFIC METALS	QLD NEW CAL	NICKEL	171.53	15.82	156.71	1.00
VMS	VENTURE MINERALS	WEST AUST	COPPER Ni PGM	158.90	10.71	148.19	0.00
WMX	WILUNA MINING	WA	GOLD	148.7	10.7	145.1	7.10
GCY	GASCOYNE RESOURCES	WEST AUST	GOLD	135.46	26.95	126.01	17.50
BSX	BLACKSTONE MINERALS	VIETNAM CAN	NICKEL Au Co	117.80	19.19	98.61	0.00
ELT	ELEMENTOS	SPAIN TAS	TIN	77.09	1.47	76.37	0.75
HRZ	HORIZON MINERALS	WEST AUST	GOLD	73.84	9.54	64.30	0.00
VAN	VANGO MINING	WEST AUST	GOLD	67.17	1.98	65.19	0.00
TMZ	THOMSON RESOURCES	NSW	GOLD Silver Tin	67.16	8.79	58.37	0.00
OKU	OKLO RESOURCES	MALI	GOLD	63.00	14.09	48.92	0.00
YRL	YANDAL RESOURCES	WEST AUST	GOLD	56.85	8.73	48.12	0.00
AOU	AUROCH MINERALS	WA SA	NICKEL ZINC	54.31	4.40	49.92	0.00
MRL	MAYUR RESOURCES	PNG	HMS	52.11	3.52	48.59	0.00
HLX	HELIX RESOURCES	NSW	COPPER Zn Au	43.91	1.54	42.37	0.00
PGM	PLATINA RESOURCES	NSW USA	NICKEL PGM GOLD	31.05	0.70	30.35	0.00
BSM	BASS METALS	MADAGASCAR	GRAPHITE	26.31	1.05	25.26	0.00
DEX	DUKE EXPLORATION	QLD	COPPER Au Ag	26.25	5.21	21.03	0.00
MAT	MATSA RESOURCES	WEST AUST	GOLD Ni Cu	26.21	1.22	28.99	4.00
MM8	MEDALLION METALS	WEST AUST	GOLD	23.65	10.96	16.70	4.00
ABX	AUSTRALIAN BAUXITE	TASMANIA	BAUXITE	20.91	0.93	19.98	0.00
AUN	AURUMIN LIMITED	WEST AUST	GOLD	12.39	5.52	6.88	0.00
BMO	BASTION MINERALS	CHILE	GOLD Ag Cu	11.20	4.39	6.99	0.17
RNX	RENEGRADE EXPLORATION	WEST AUST	GOLD	6.16	0.66	5.49	0.00

Reflect 3% of the ASX Resources Market

AUSTEX DOES NOT

EV = Enterprise Value. Market Cap End of May 21, Cash, EV, Debt end of March 21.

RECOMMEND ANY COMPANIES

**ASX RESOURCES MARKET PERFORMANCE 2021 YTD –
BY MARKET CAP QUARTILE**



QUARTILE	MARKET CAP RANGE \$A	CHANGE OVER 12 MONTHS To 18th June 2021	CHANGE OVER 3 MONTHS To 18th June 2021	
FIRST	+113M	+208%	+11.5%	LOWER RISK
SECOND	+35-113M	+154%	+7.2%	
THIRD	+14-35M	+110%	+4.7%	HIGHER RISK
FOURTH	-14M	+72%	-5.6%	

**THE TOP HALF OF THE ASX RESOURCE BY MARKET CAP –
GENERALLY PROVIDES LESS PROJECT RISK & ON AVERAGE BETTER RETURNS.**

GOLD COAST SHOWCASE – 2021 – in Market Cap Order – End of April 21.

REVENUE Q1 21 \$K

GCY	47895
MAT	3662
HRZ	2835
BSM	55
BMO	5

EXPLORATION Q1 21 \$K

BSX	-3186
OKU	-3152
QPM	-2796
VAN	-2786
HRZ	-2370
DEX	-1977
YRL	-1278
MAT	-956
GCY	-943
AOU	-862
VMS	-853
HLX	-760
TMZ	-597
AUN	-535
BMO	-531
ELT	-499
MRL	-459
RNX	-192
ABX	-173
BSM	-165
PGM	-122
MM8	-81

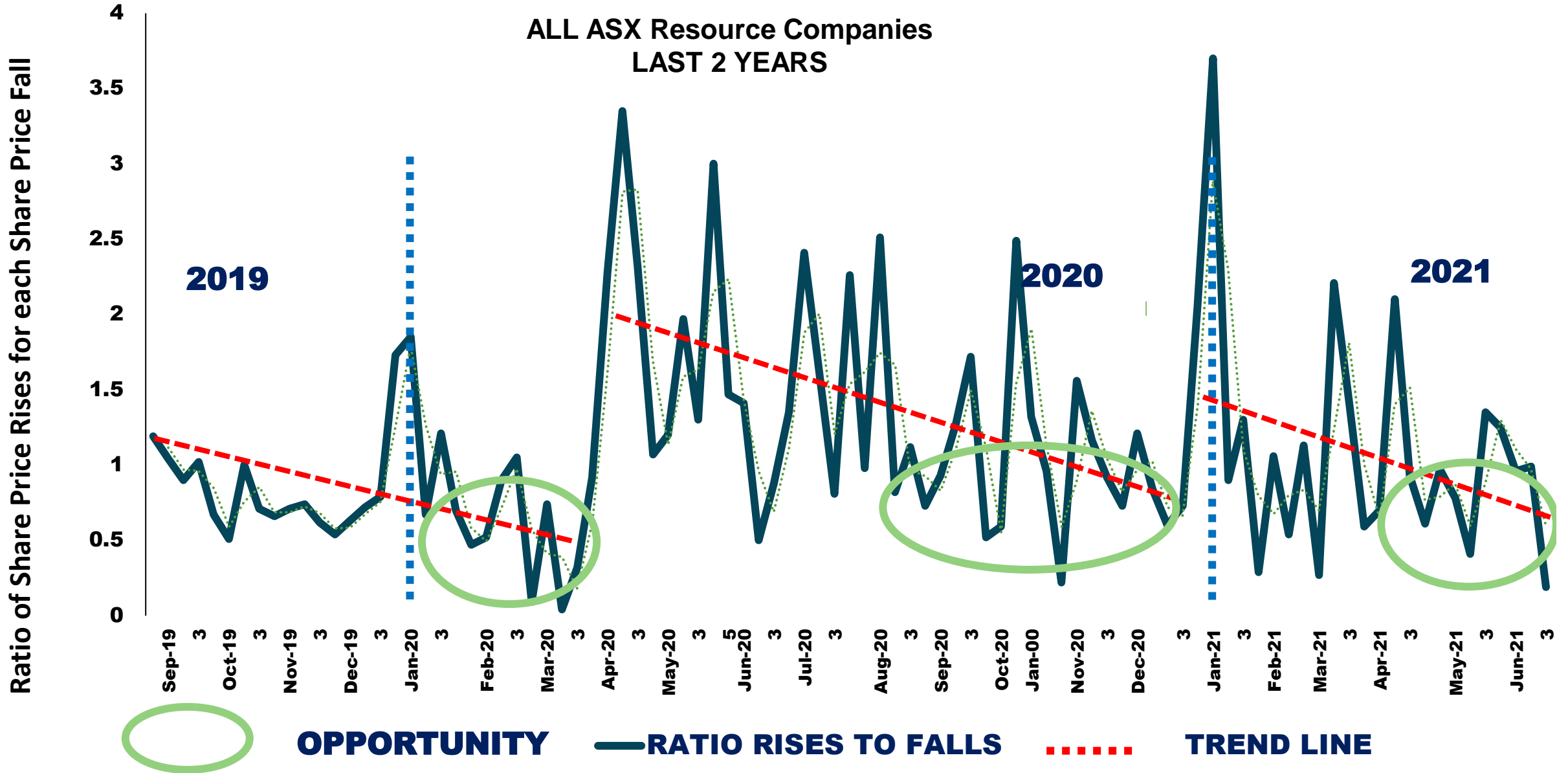
CAPITAL RAISED Q1 21 \$K

QPM	15315
MM8	12504
VMS	10011
TMZ	6111
BMO	5100
AOU	1911
HLX	1799
BSX	1000
YRL	230
ELT	167

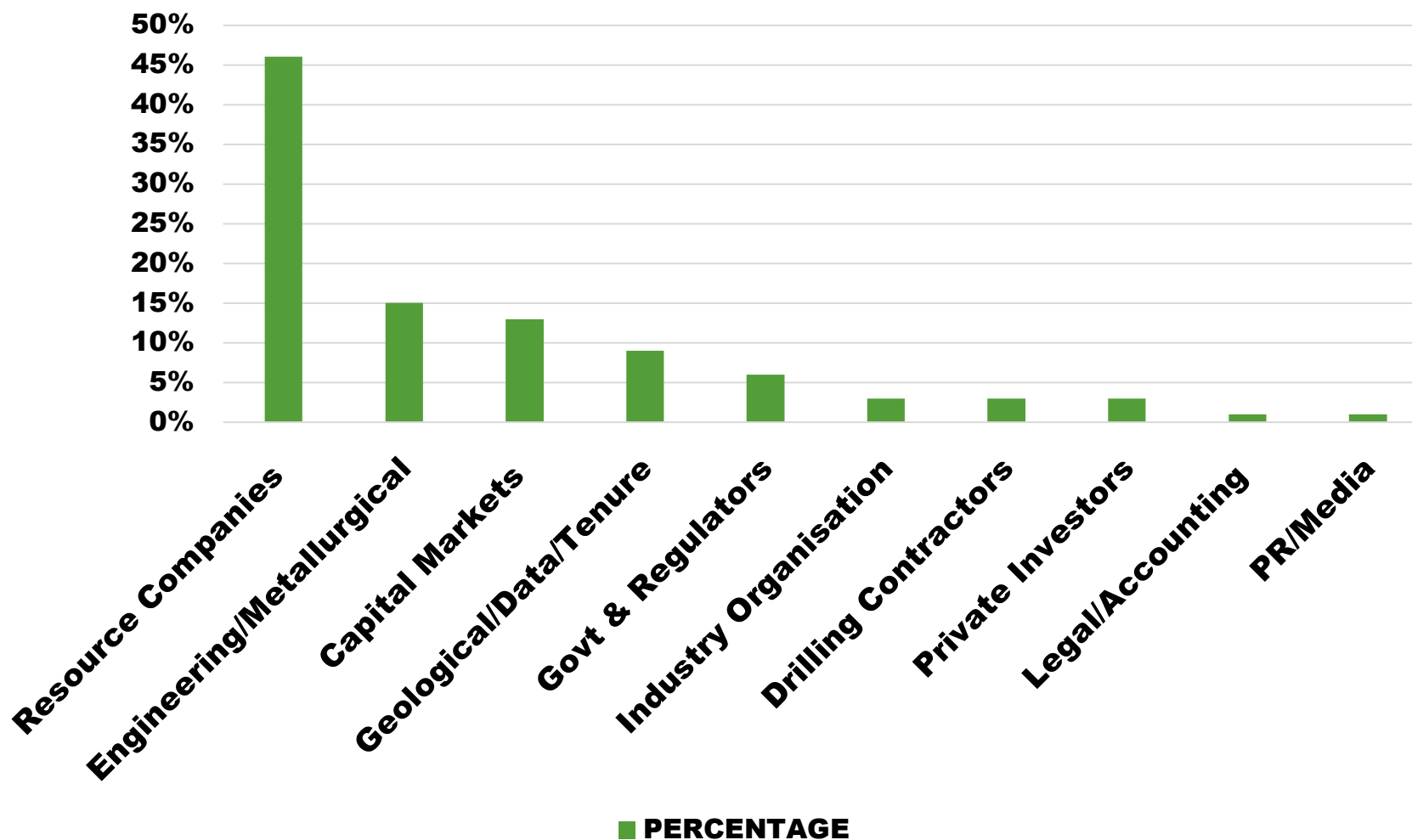
Not included
Established Producers AIS & WMX

**AUSTEX DOES NOT
RECOMMEND ANY COMPANIES**

RATIO OF THE NUMBER OF SHARE PRICE RISES TO FALLS – THE AUSTEX RATIO –



WHO USES THE AUSTEX DAILY? READERSHIP -FY 21 >40% GROWTH



OUR RESOURCE READERS - Are looking for that EARLY PROJECT OPPORTUNITY before it makes the news.

OUR GLOBAL CAPITAL MARKET readers are seeking to be keep informed across the whole ASX Markets in an easy to follow quick to read document that covers every Resource Project where something is happening.

**AUSTEX DAILY IS NOT HOT COPPER or MINING NEWS SPECULATION –
It is the key Technical Facts around every ASX Resource Announcement**



DAILY RESOURCES OPPORTUNITIES REPORT

AUTHORED BY: ROB MURDOCH

(AusIMM (CP - Geology & Management) FAIC)

rob@austexresources.com | austexresources.com

A SERVICE FOR THE-

- ❖ **BUSY RESOURCE INDUSTRY PROFESSIONAL**
- ❖ **SERVICE PROFESSIONS & CONTRACTORS**
- ❖ **RESOURCE FOCUSED CAPITAL MARKETS**
- ❖ **RESOURCE FOCUSED INVESTORS**
- ❖ **GOVERNMENT DEPARTMENTS, REGULATORS & INDUSTRY BODIES.**

**Keeping them informed on activity across the ASX RESOURCES SECTOR
& on OPPORTUNITIES in new Business & Investment.**

Subscription Details - rob@austexresources.com